



Wohn

PROGRAMME

ULTIMA

MASSIV KIEFER

BUTLER

MASSIV KIEFER

IVERSEN INTERIØR

made in denmark



KIEFER MASSIV SCHWARZ/LACKIERT
 Modell Nr.: A206AZ
 Breite: 50 cm x Höhe: 89,2 cm x Tiefe: 41,5 cm



KIEFER MASSIV WEISS/LACKIERT & CUBA/LACKIERT
 Modell Nr.: A606BB
 Breite: 134,0 cm x Höhe: 94,2 cm x Tiefe: 41,5 cm

Ultima

TOTAL FLEXIBEL!

Das grösste und vielseitigste
 Kommodenprogramm auf dem Markt.

- Alle Kommoden werden
 aufgebaut geliefert
- 17 Oberflächen
- 8 Fußformen
- 13 Griffvarianten
- 5 Türvarianten
- In diversen Breiten und Höhen





KIEFER MASSIV WEISS/LACKIERT & GELAUGT/GEÖLT
 Modell Nr.: A605AD
 Breite: 134 cm x Höhe: 79,6 cm x Tiefe: 41,5 cm



KIEFER MASSIV CUBA/LACKIERT
 Modell Nr.: S408AA
 Breite: 92,0 cm x Höhe: 108,4 cm x Tiefe: 41,5 cm



KIEFER MASSIV GELAUGT/GEÖLT
 Modell Nr.: A805AA
 Breite: 176 cm x Höhe: 76,6 cm x Tiefe: 41,5 cm

ULTIMA in Kiefer ist aus massivem Kiefernholz aus der Region Darlarna hergestellt. Dieses Gebiet ist für sein gutes Kiefernholz bekannt. Die Philosophie von ULTIMA ist, **moderne Möbel allen zugänglich zu machen**. Dies wird durch anderes Denken und neues Bewusstsein für Kosten und Umwelt erreicht. Bei ULTIMA können Sie zwischen **mehr als 1000 Standardmodellen** wählen. Diese Flexibilität gibt Ihnen die Möglichkeit, alle Wünsche zu erfüllen.



KIEFER MASSIV CUBA/LACKIERT
 Modell Nr.: A605BM
 Breite: 134 cm x Höhe: 81,6 cm x Tiefe: 41,5 cm



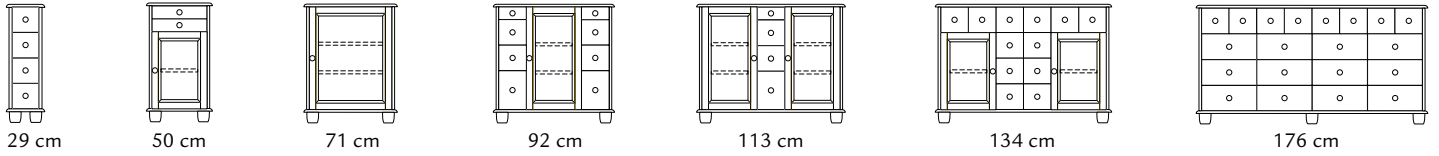
KIEFER MASSIV CUBA/LACKIERT
 Modell Nr.: A611AK
 Breite: 134 cm x Höhe: 139,2 cm x Tiefe: 41,5 cm



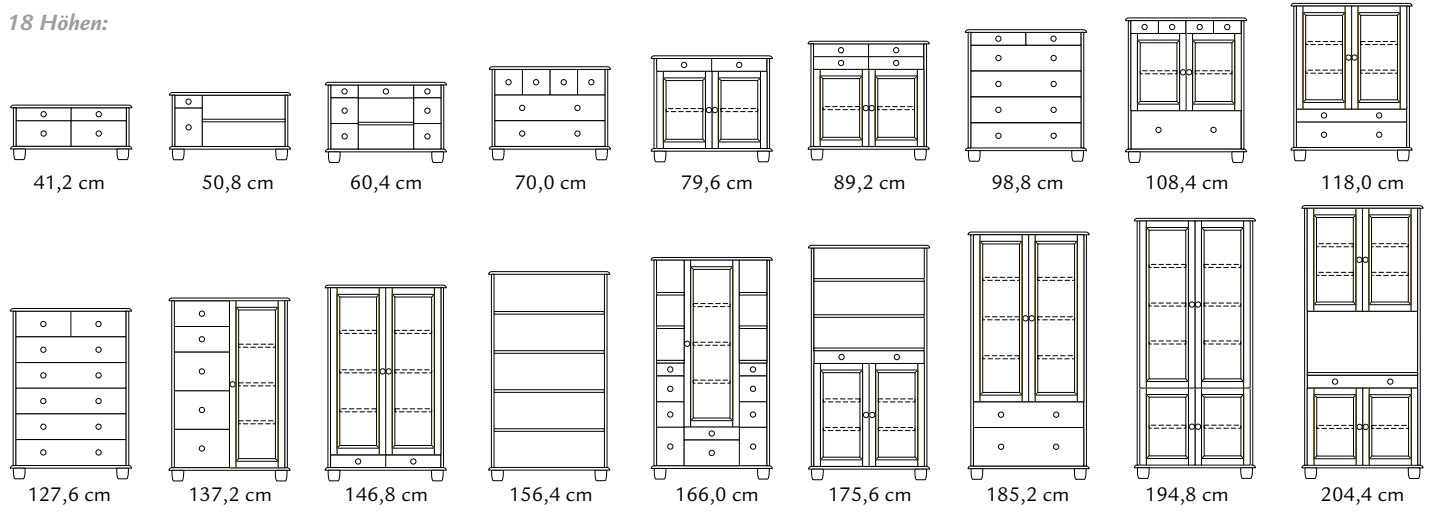
KIEFER MASSIV WEISS/LACKIERT & PROVENCE
 Modell Nr.: A406BS/555C
 Breite: 92/94 cm x Höhe: 89,2/30,5 cm x Tiefe: 41,5/65 cm

BITTE WÄHLEN SIE:

7 Breiten:



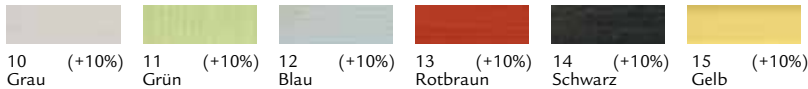
18 Höhen:



Oberflächenbehandlungen:



Farben



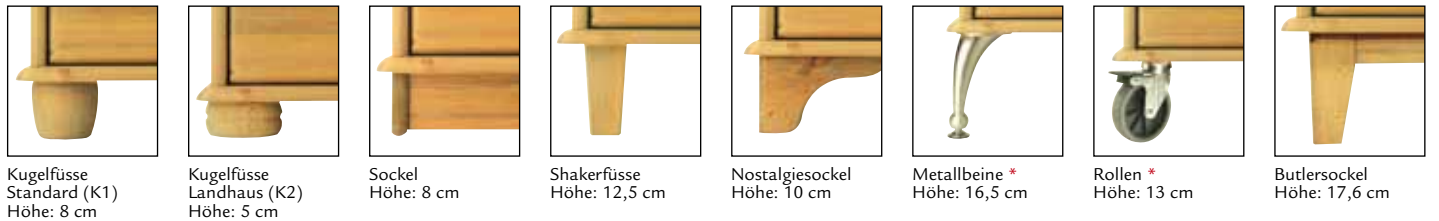
Böden



Deck- und Bodenplatte



Füße



Griffe



* Aufpreis - siehe Seite 35

Türen



Farbige Glasfronten



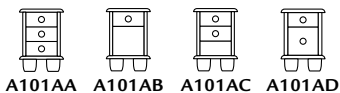
BREITE
BREDD
WIDTH

29 CM

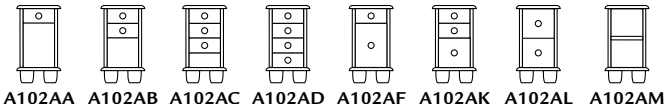
TIEFE
DYBDE
DEPTH

41,5 CM

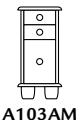
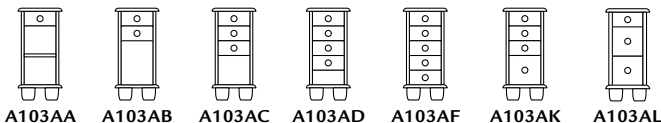
41,2 CM
HÖHE
HØJDE
HEIGHT



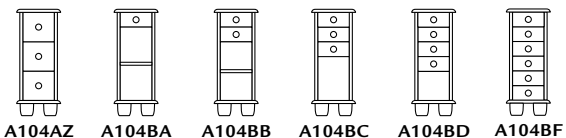
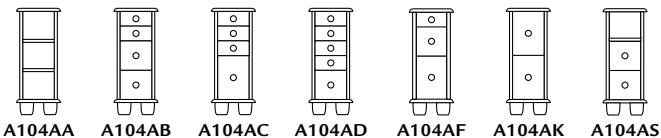
50,8 CM
HÖHE
HØJDE
HEIGHT



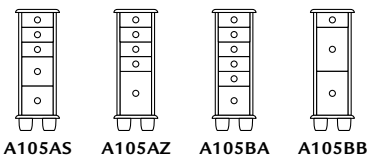
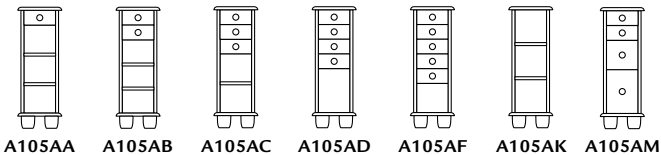
60,4 CM
HÖHE
HØJDE
HEIGHT



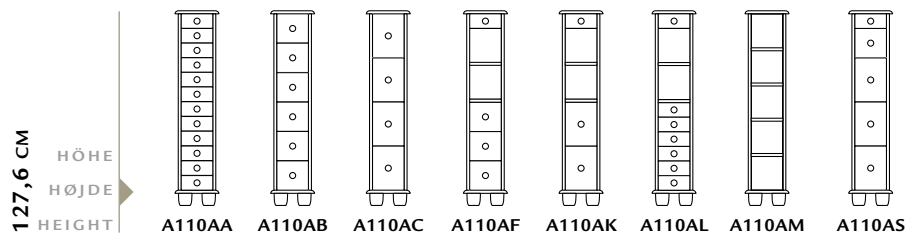
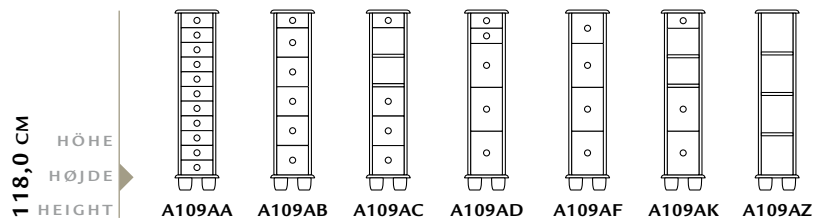
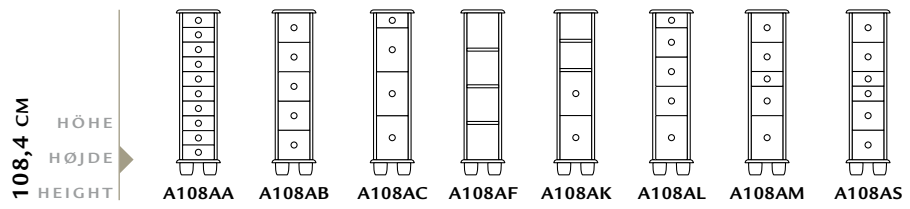
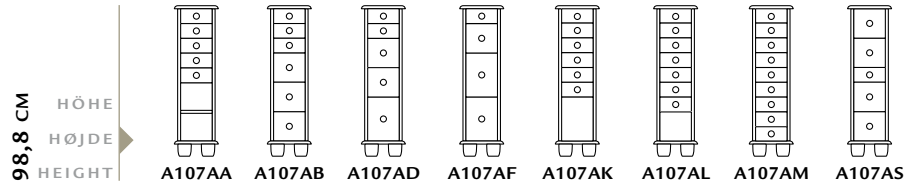
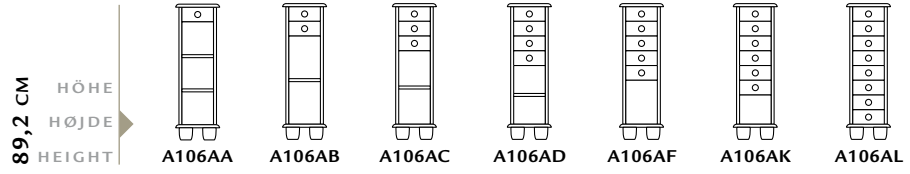
70,0 CM
HÖHE
HØJDE
HEIGHT

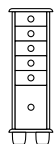


79,6 CM
HÖHE
HØJDE
HEIGHT

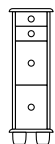


BREITE 1 = 29 CM | KOMMODEN

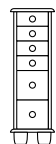




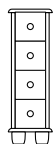
A106AZ



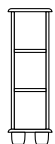
A106BA



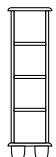
A106BB



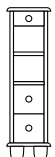
A106BC



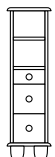
A106BD



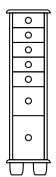
A107AZ



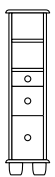
A107BB



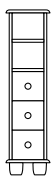
A107BC



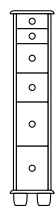
A108AZ



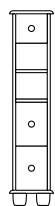
A108BA



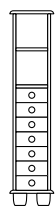
A108BB



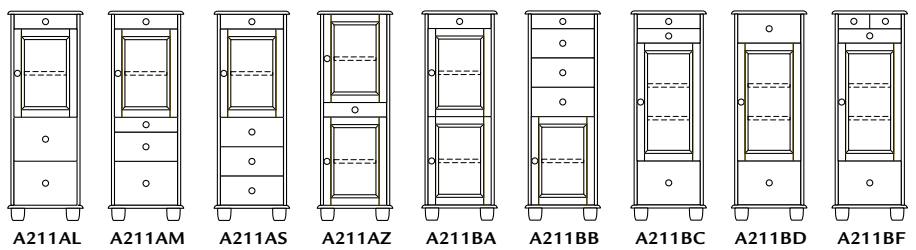
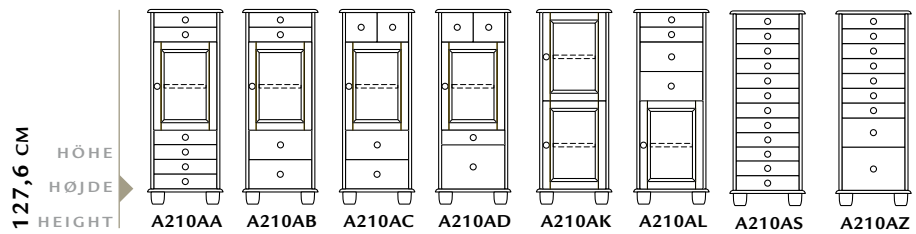
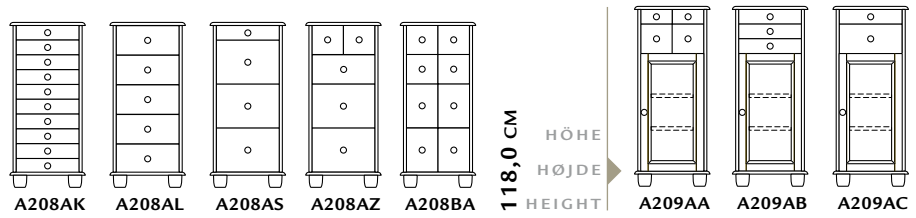
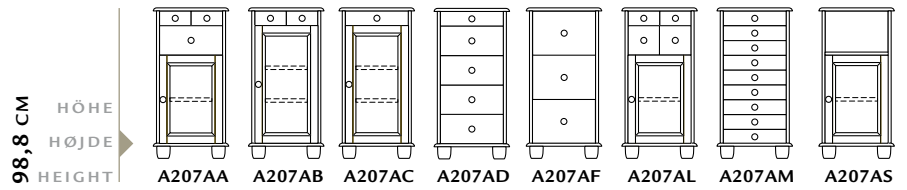
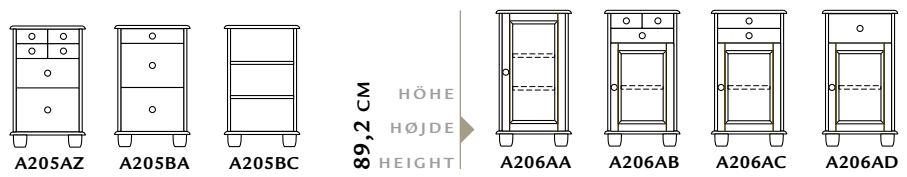
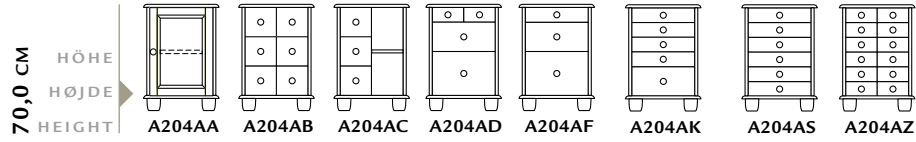
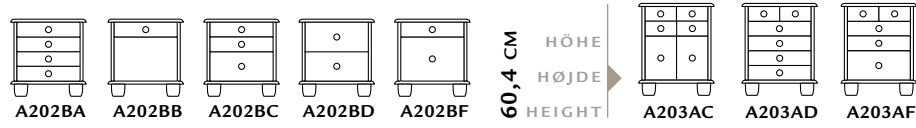
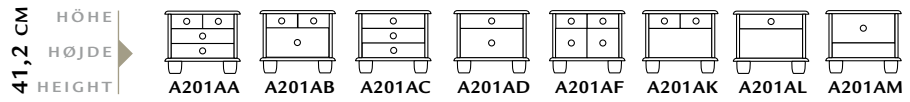
A110BA



A110BB

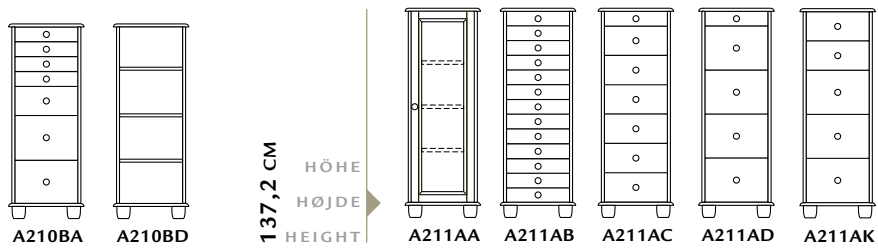
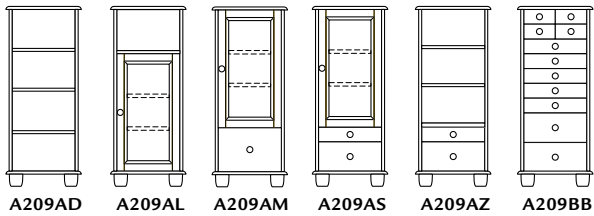
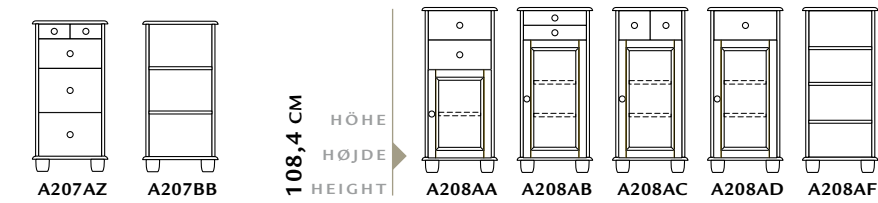
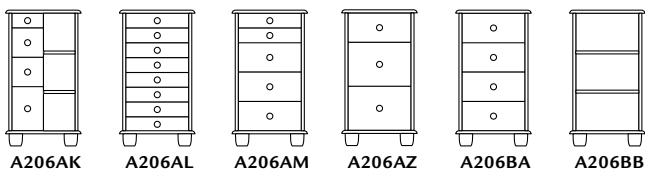
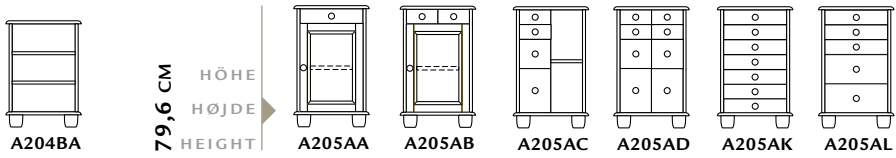
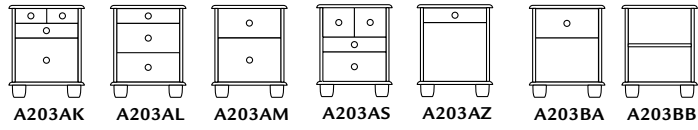
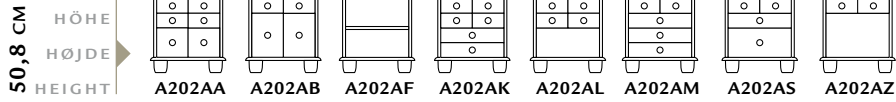


A110BC

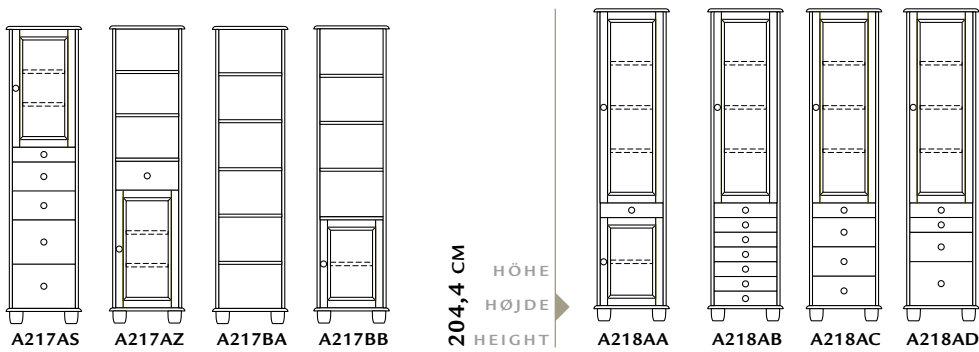
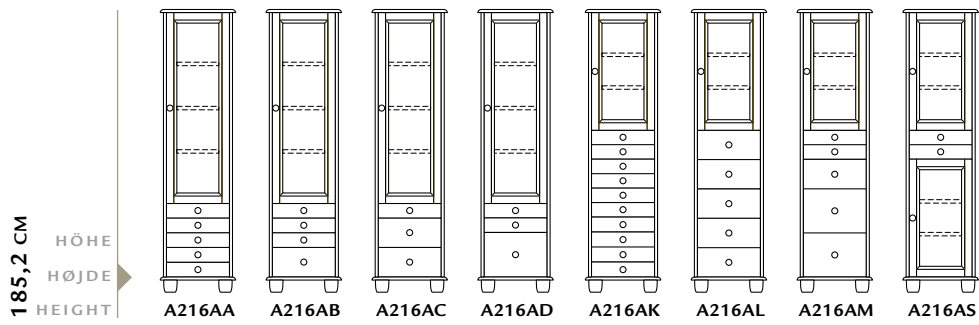
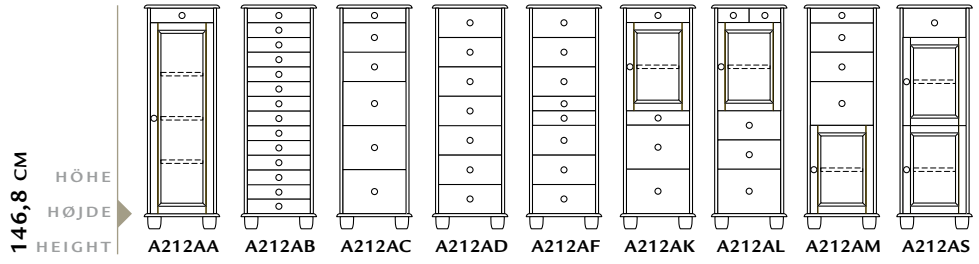


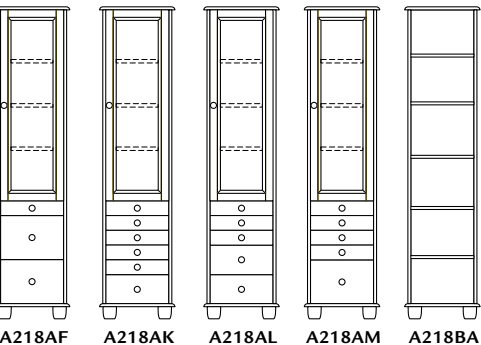
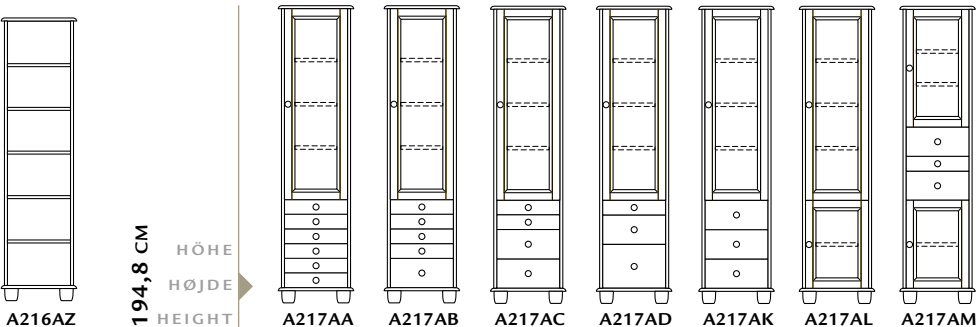
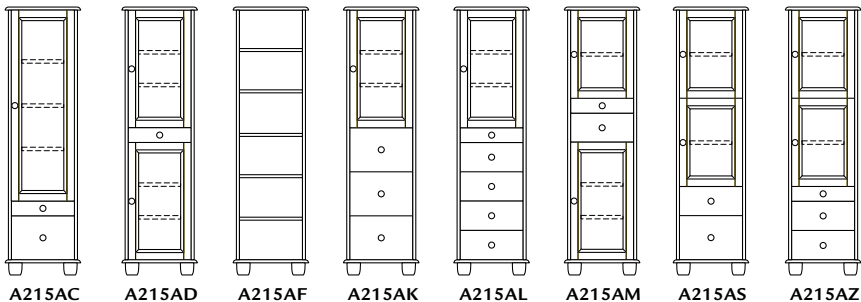
TIEFE
DYBDE
DEPTH

41,5 CM



BREITE 2 = 50 CM | KOMMODEN

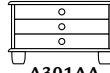




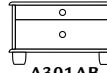
BREITE
BREDDE
WIDTH

71 CM

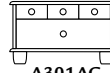
41,2 CM
HÖHE
HØJDE
HEIGHT



A301AA



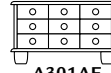
A301AB



A301AC



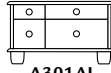
A301AD



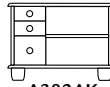
A301AF



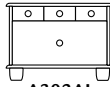
A301AK



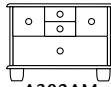
A301AL



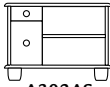
A302AK



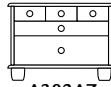
A302AL



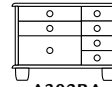
A302AM



A302AS



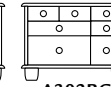
A302AZ



A302BA



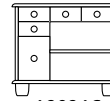
A302BB



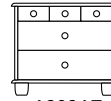
A302BC



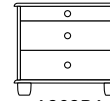
A303AM



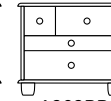
A303AS



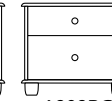
A303AZ



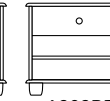
A303BA



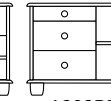
A303BB



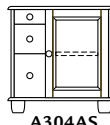
A303BC



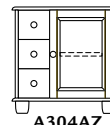
A303BD



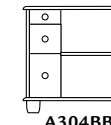
A303BF



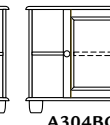
A304AS



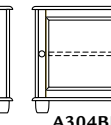
A304AZ



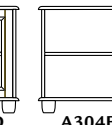
A304BB



A304BC

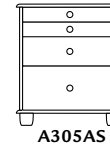


A304BD

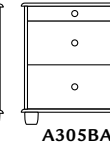


A304BF

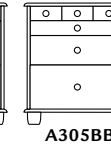
79,6 CM
HÖHE
HØJDE
HEIGHT



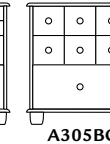
A305AS



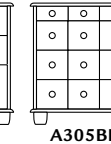
A305BA



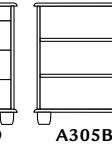
A305BB



A305BC

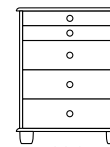


A305BD

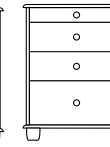


A305BF

89,2 CM
HÖHE
HØJDE
HEIGHT



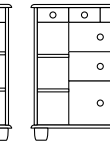
A306AZ



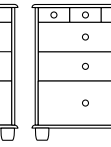
A306BA



A306BB



A306BD

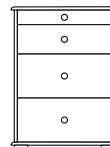


A306BF

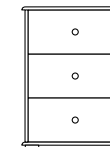


A306BK

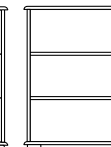
98,8 CM
HÖHE
HØJDE
HEIGHT



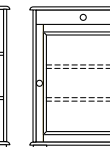
A307AS



A307BA



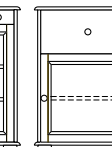
A307BB



A307BC



A307BD



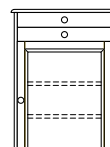
A307BF



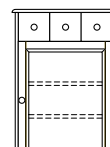
A307BK



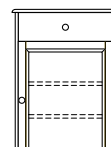
A307BL



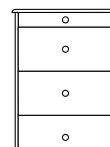
A308AZ




A308BA



A308BB

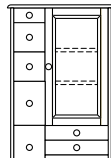


A308BC

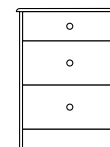


A308BF

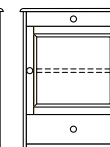
118,0 CM
HÖHE
HØJDE
HEIGHT



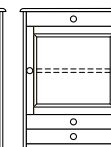
A309AA



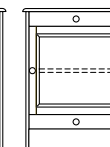
A309BA



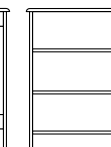
A309BB



A309BC




A309BD

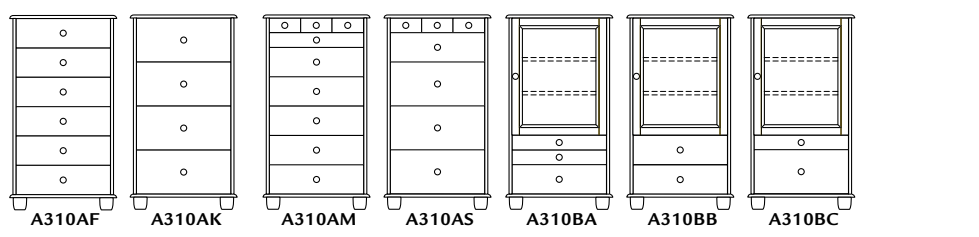
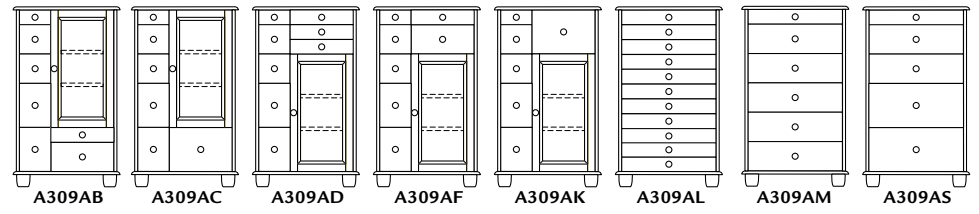
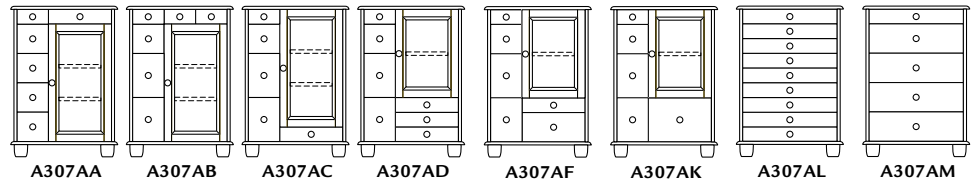
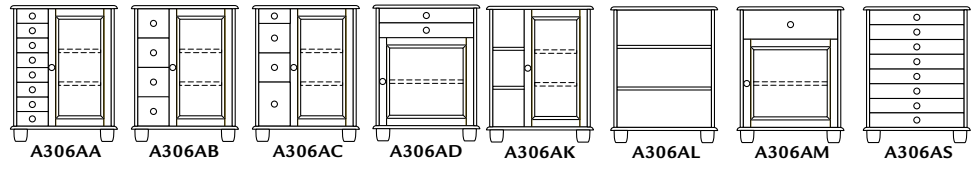
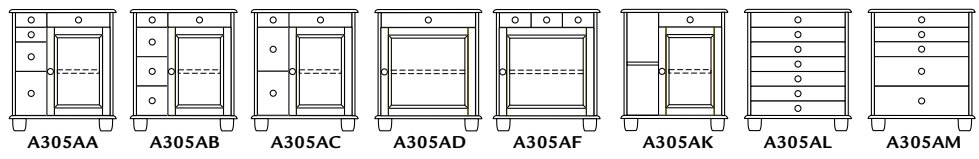
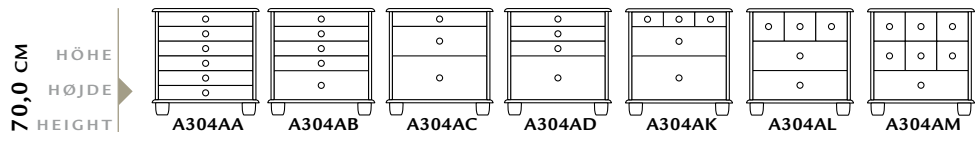
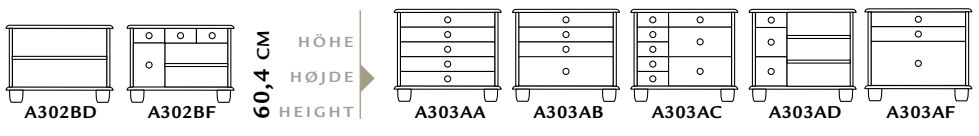
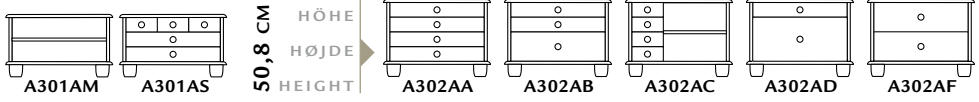


A309BF

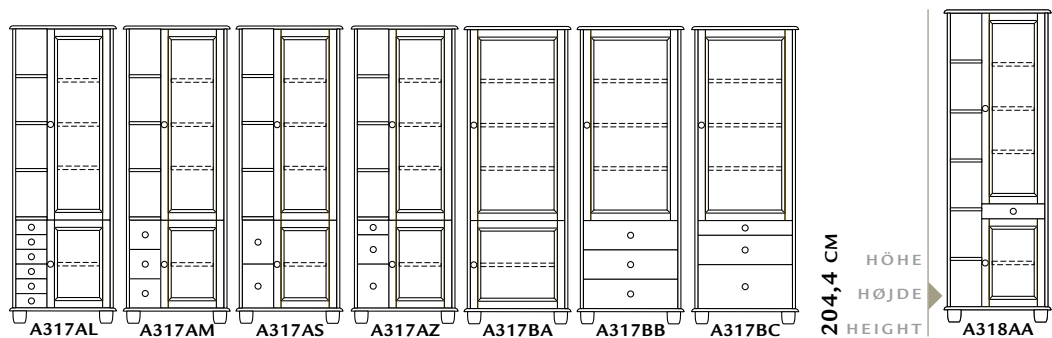
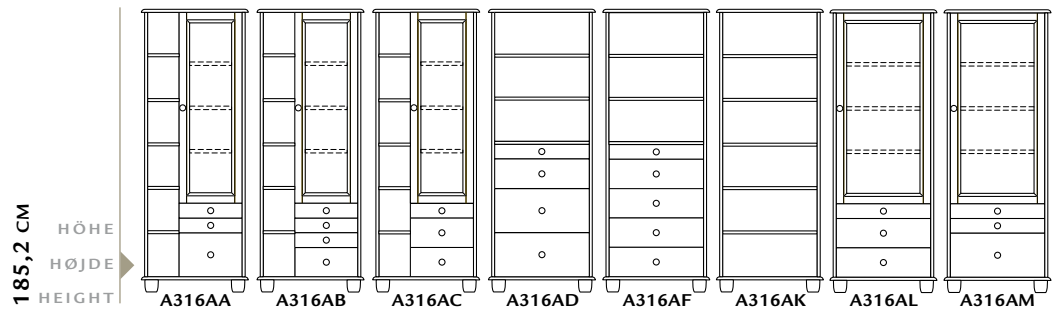
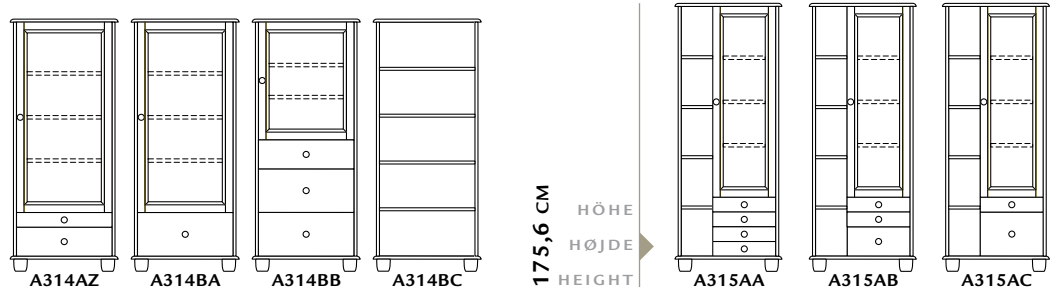
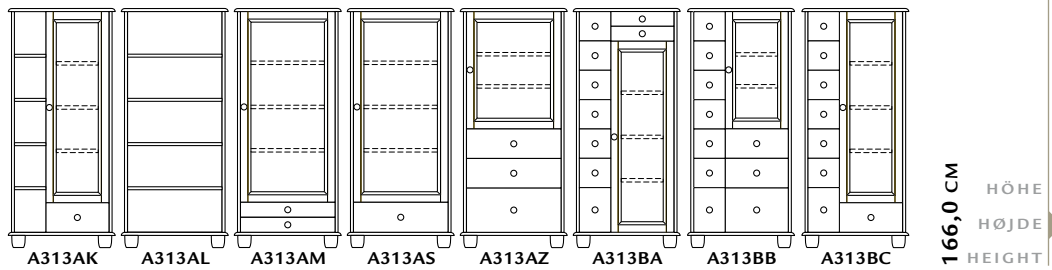
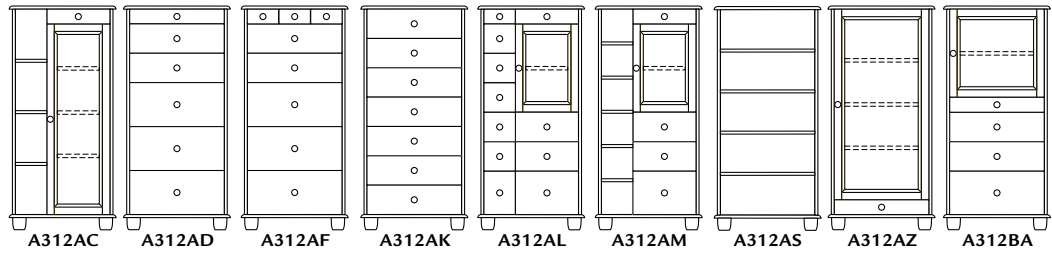
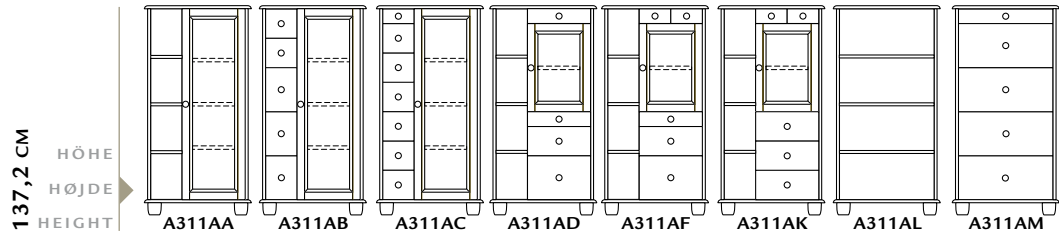
127,6 CM
HÖHE
HØJDE
HEIGHT

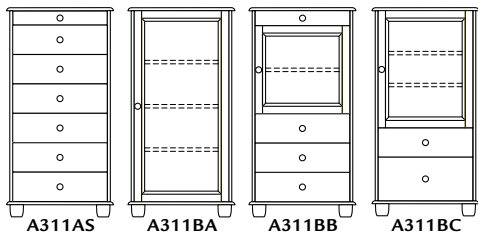


A310AD

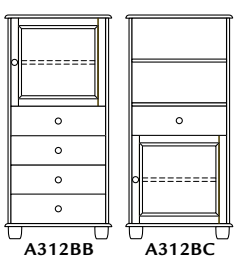
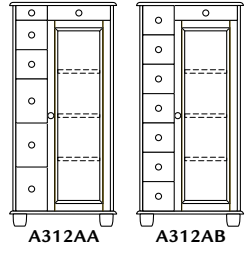


BREITE 3 = 71 CM | KOMMODEN

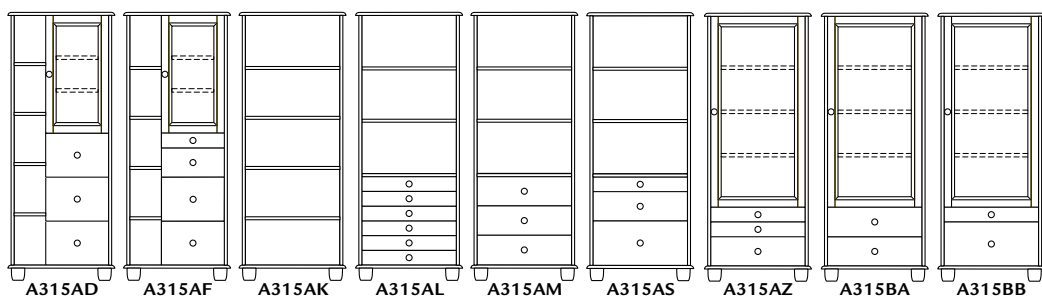
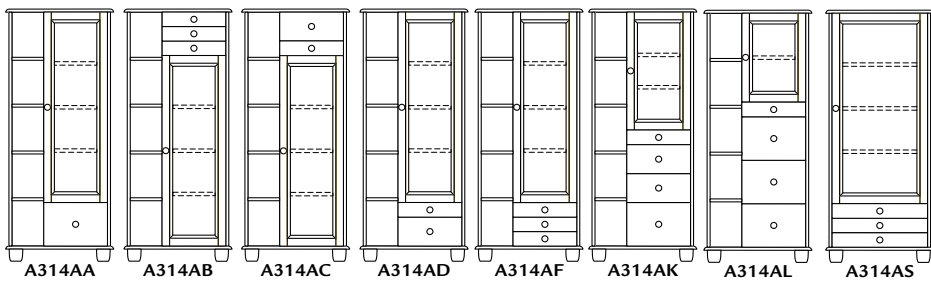
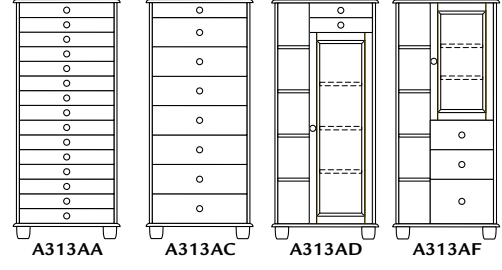




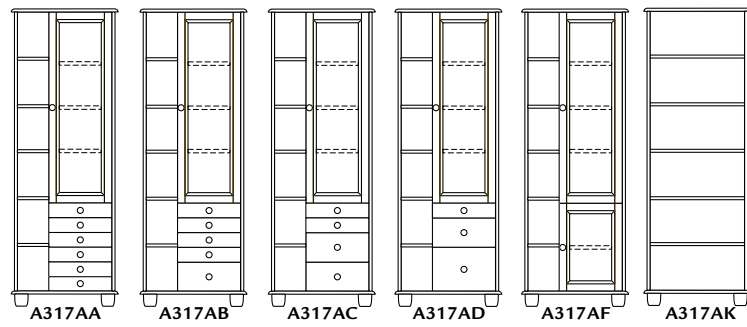
146,8 CM
HÖHE
HØJDE
HEIGHT



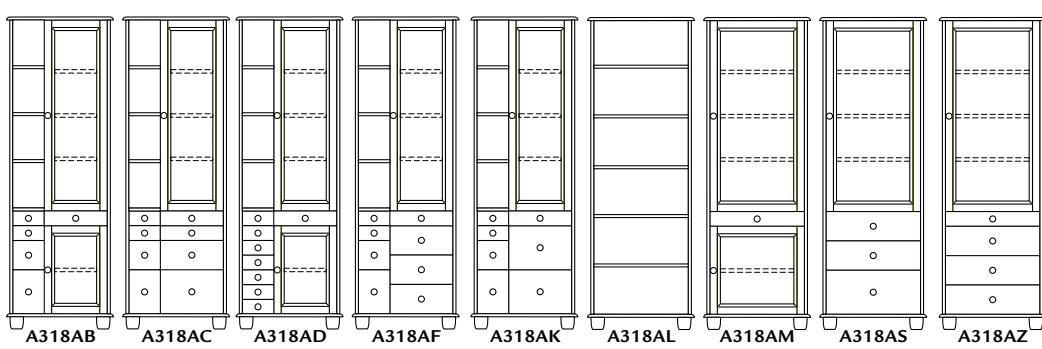
156,4 CM
HÖHE
HØJDE
HEIGHT

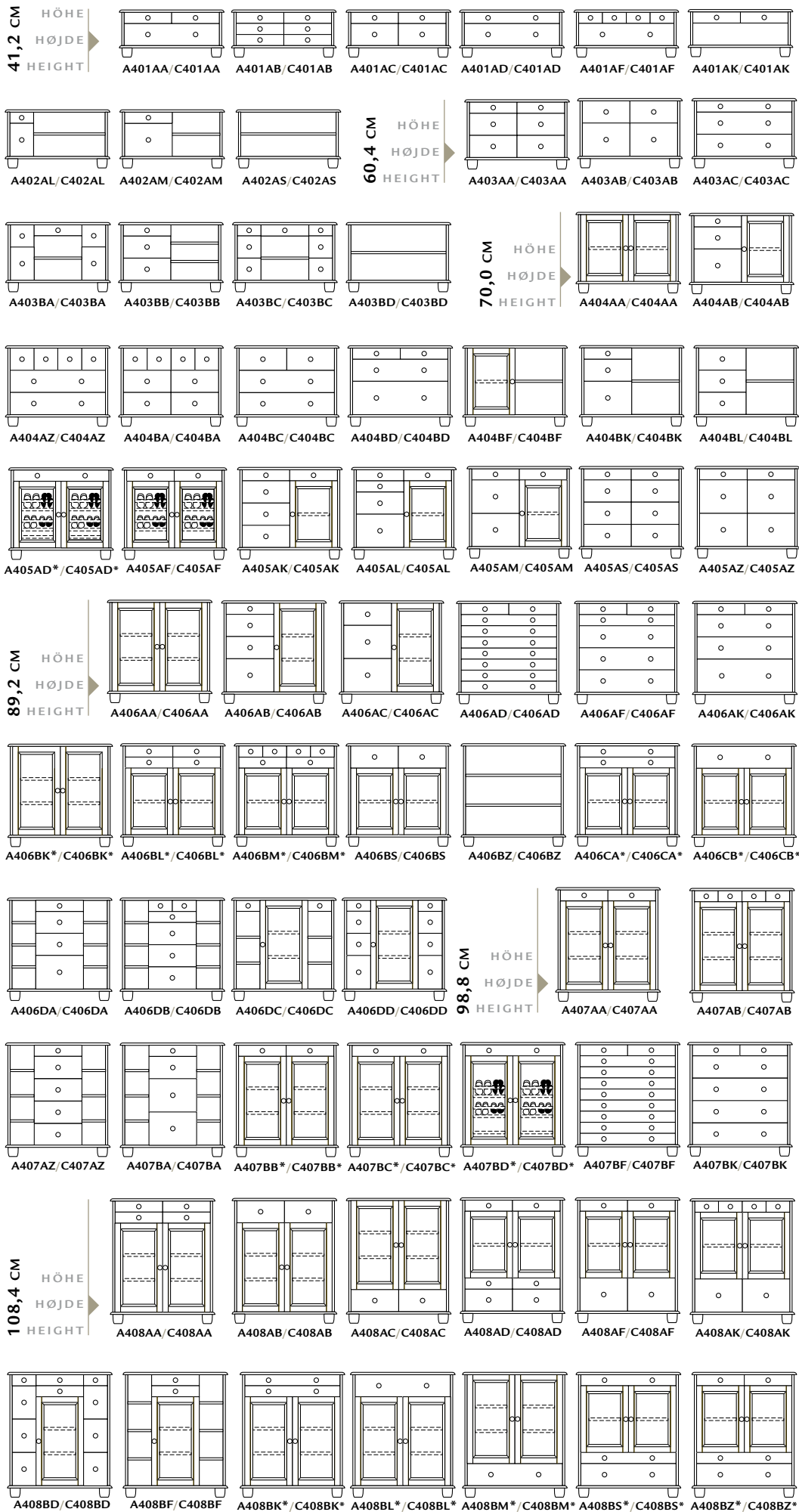


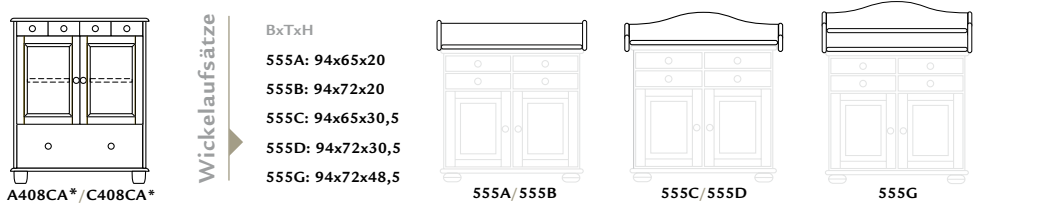
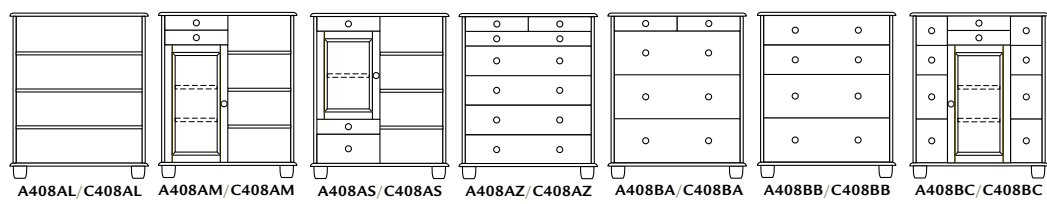
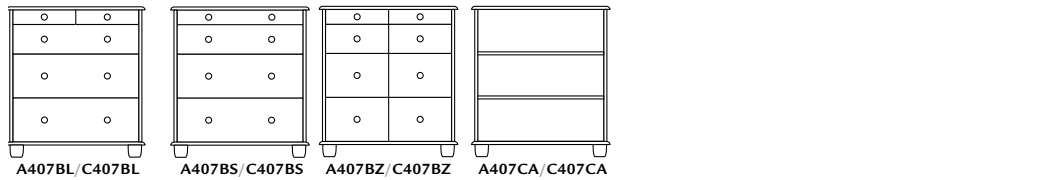
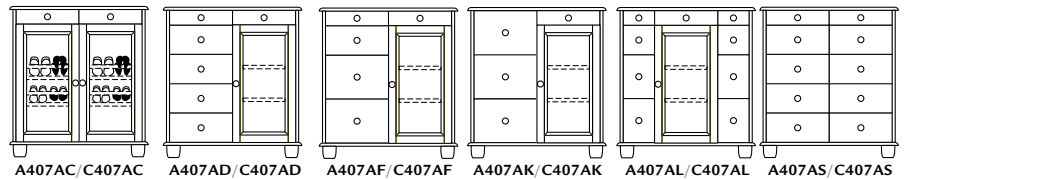
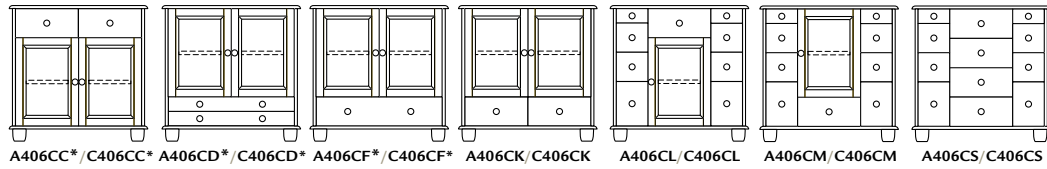
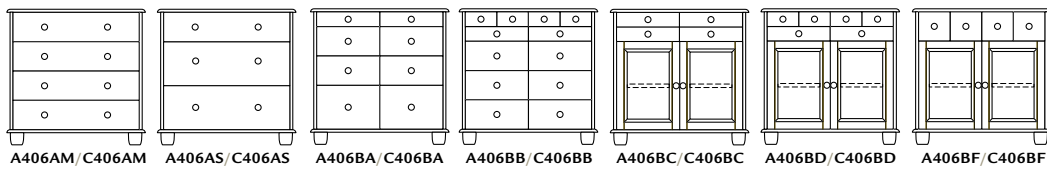
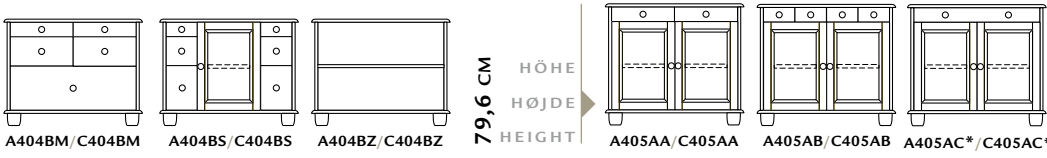
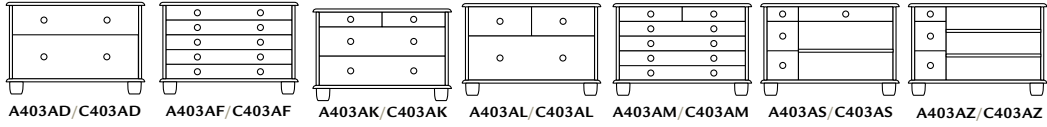
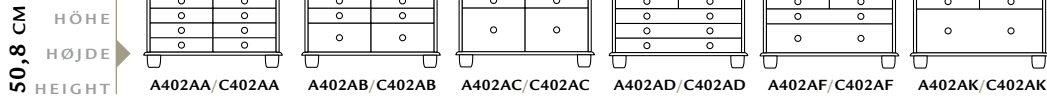
194,8 CM
HÖHE
HØJDE
HEIGHT



A317AK







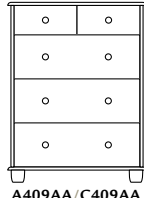
4 = 92 CM | KOMMODEN - auch in Tiefe 50,3 cm erhältlich · **Extra: Wickelaufsätze**
BREITE

BREITE
BREDDE
WIDTH


92 CM

* Durchgehender Böden / Böden
* Gennemgående hylder / hylder
* Full width shelf / shelves

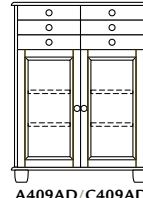
118,0 CM
HÖHE
HØJDE
HEIGHT



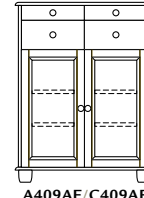
A409AA/C409AA




A409AC/C409AC



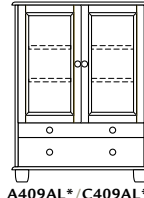
A409AD/C409AD



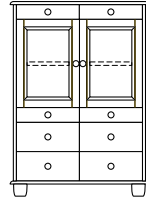
A409AF/C409AF



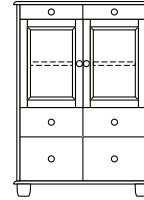
A409AK/C409AK




A409AL*/C409AL*



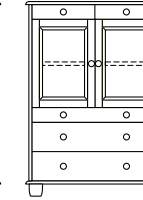
A410AD/C410AD



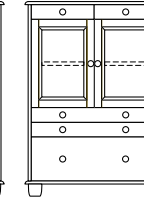
A410AF/C410AF



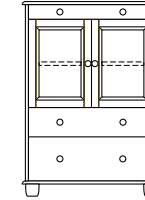
A410AK/C410AK



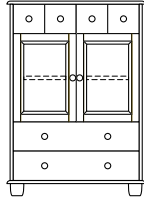
A410AL*/C410AL*



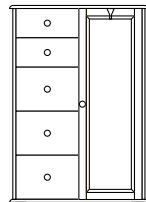
A410AM*/C410AM*



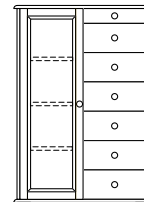
A410AS*/C410AS*



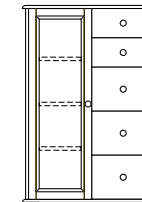
A410AZ*/C410AZ*



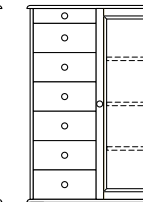
A411AK/C411AK



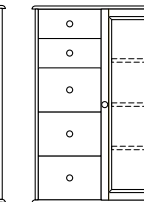
A411AL/C411AL



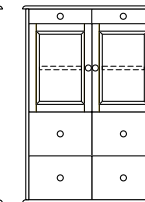
A411AM/C411AM



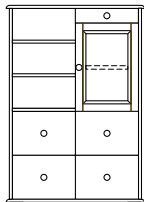
A411AZ/C411AZ



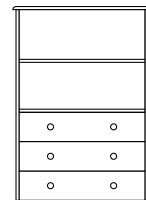
A411BA/C411BA



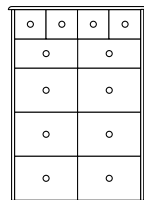
A411BC/C411BC



A411BD/C411BD



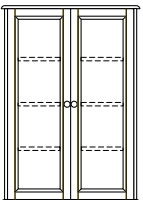
A411CB/C411CB



A411CC/C411CC

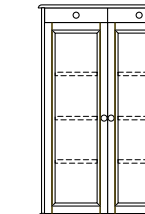


A411CD/C411CD

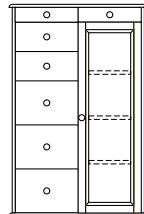


A411CF*/C411CF*

146,8 CM
HÖHE
HØJDE
HEIGHT

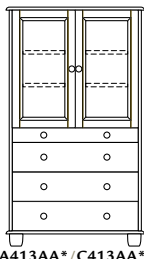


A412AA/C412AA

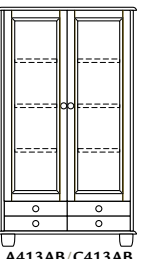


A412AB/C412AB

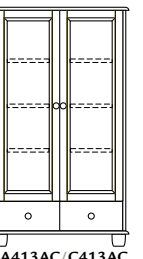
156,4 CM
HÖHE
HØJDE
HEIGHT




A413AA*/C413AA*




A413AB/C413AB



A413AC/C413AC

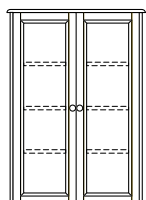


A413AD*/C413AD*



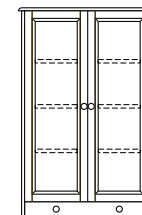
A413AF/C413AF

166,0 CM
HÖHE
HØJDE
HEIGHT

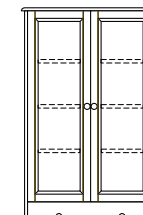


A414AM*/C414AM*

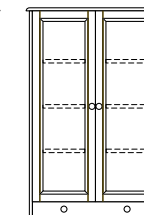
175,6 CM
HÖHE
HØJDE
HEIGHT



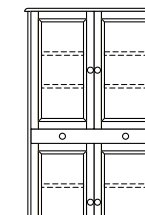
A415AA*/C415AA*



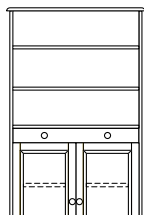
A415AB*/C415AB*



A415AC*/C415AC*

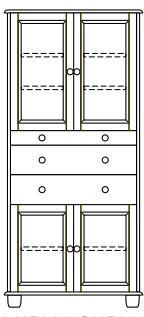


A415AD*/C415AD*

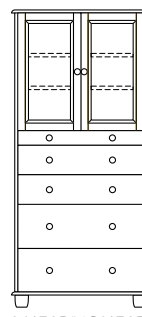


A415AF*/C415AF*


194,8 CM
HÖHE
HØJDE
HEIGHT



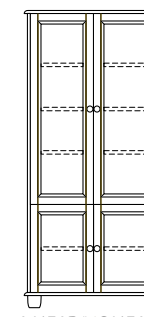
A417AA*/C417AA*



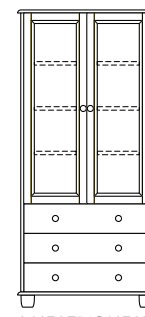
A417AB*/C417AB*



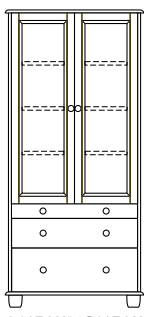
A417AC/C417AC



A417AD*/C417AD*



A417AF*/C417AF*

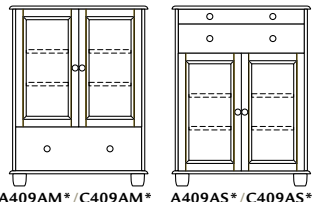


A417AK*/C417AK*

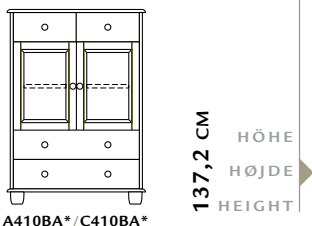
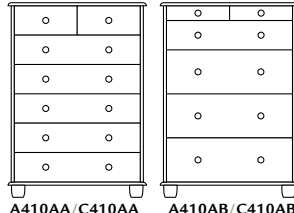
TIEFE
DYBDE
DEPTH

41,5 CM + 50,3 CM

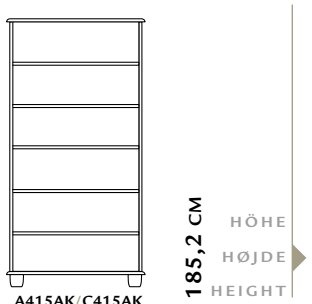
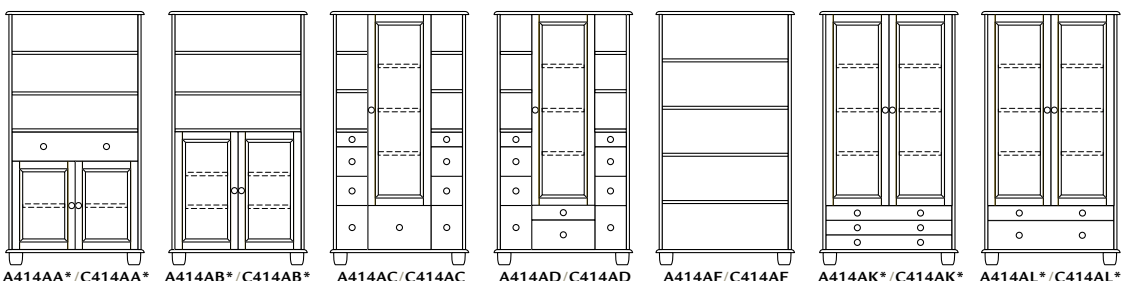
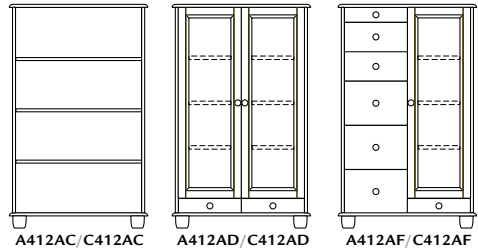
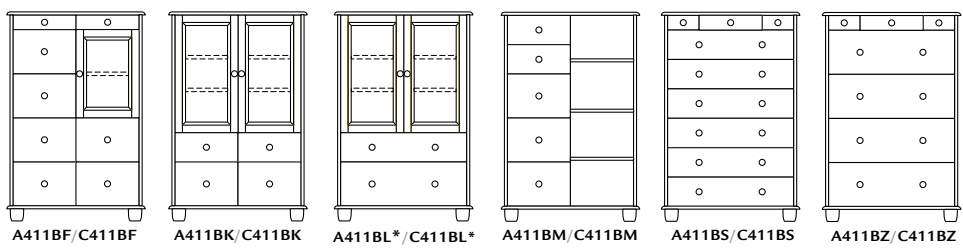
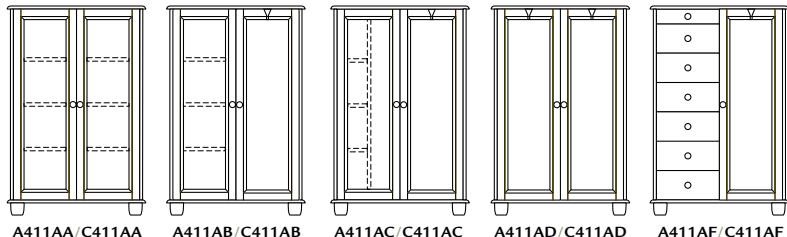
Bei Tiefe 50,3 cm der erste
Buchstabe A mit C umtauschen!
Z.B. A401AA = 41,5 cm / C401AA = 50,3 cm



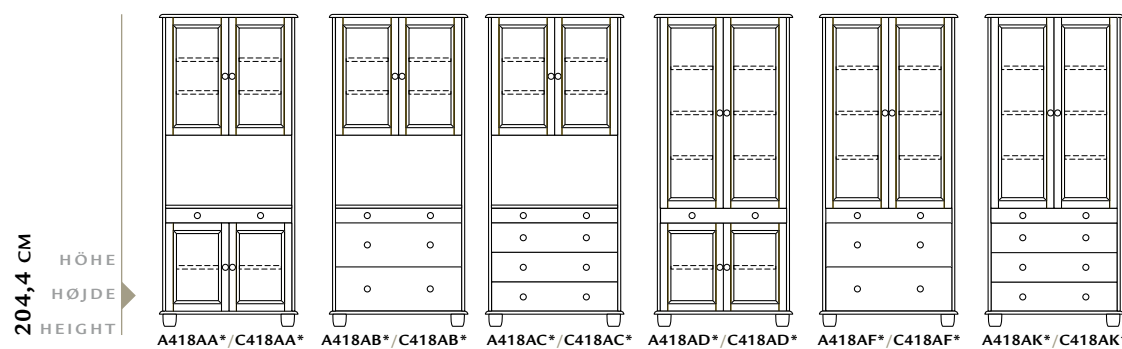
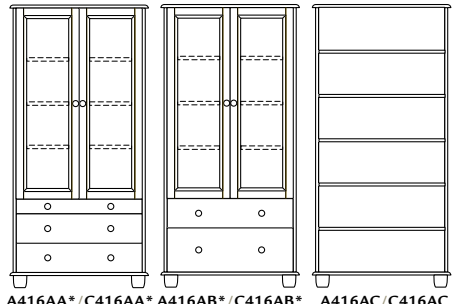
127,6 CM
HÖHE
HØJDE
HEIGHT



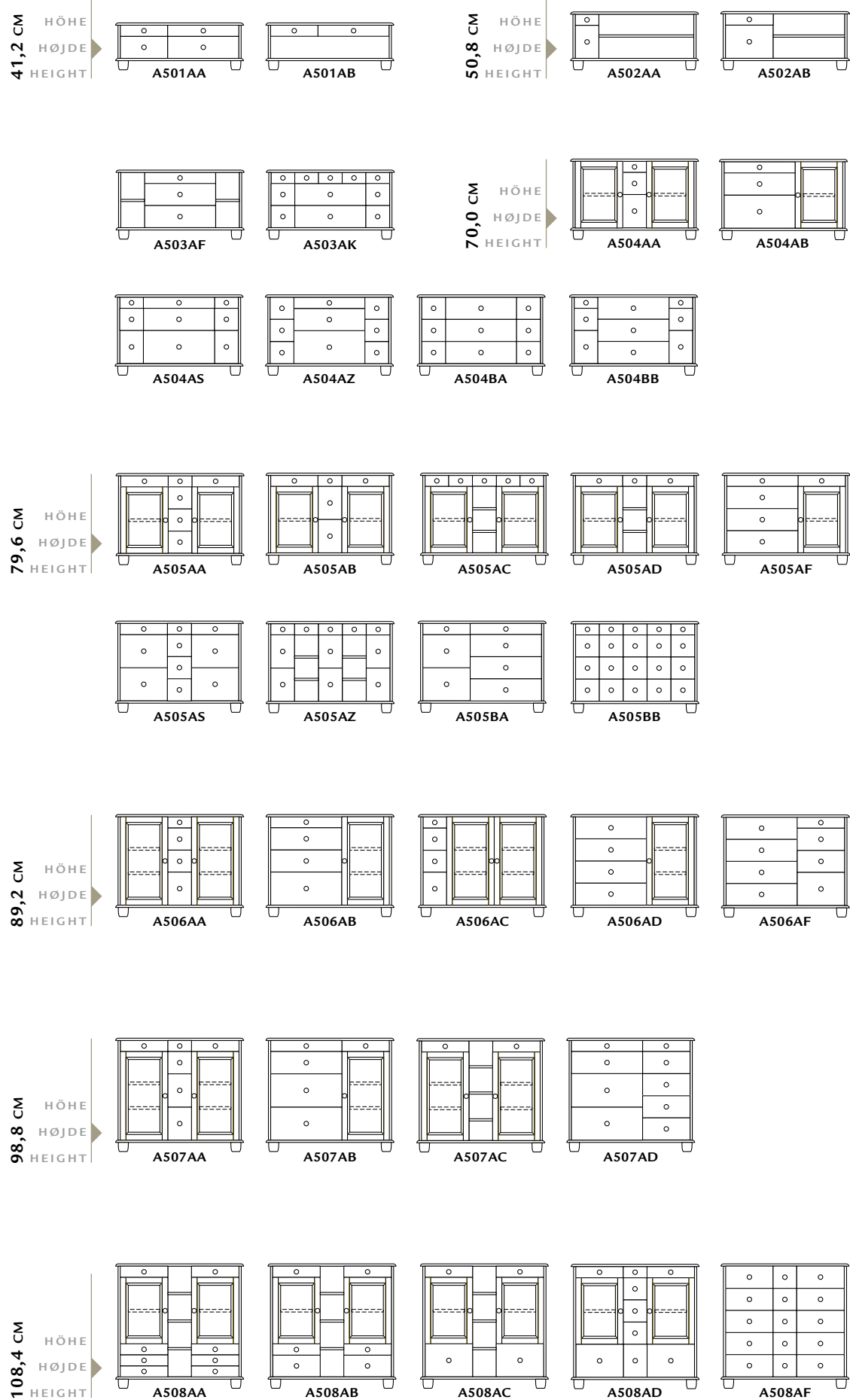
137,2 CM
HÖHE
HØJDE
HEIGHT



185,2 CM
HÖHE
HØJDE
HEIGHT



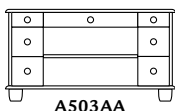
204,4 CM
HÖHE
HØJDE
HEIGHT



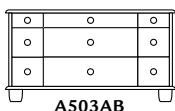


A502AC

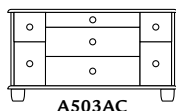
60,4 CM
HÖHE
HØJDE
HEIGHT



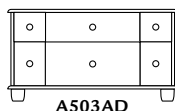
A503AA



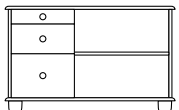
A503AB



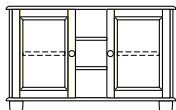
A503AC



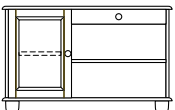
A503AD



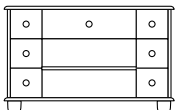
A504AC



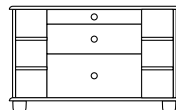
A504AD



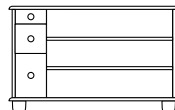
A504AF



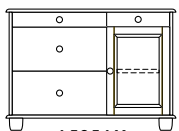
A504AK



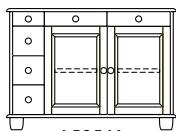
A504AL



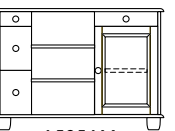
A504AM



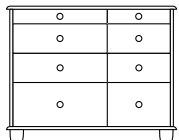
A505AK



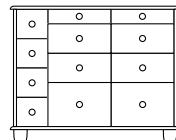
A505AL



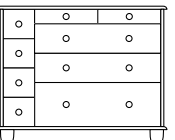
A505AM



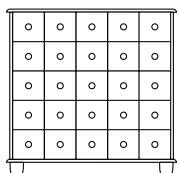
A506AK



A506AL



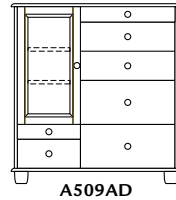
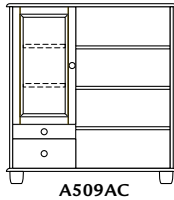
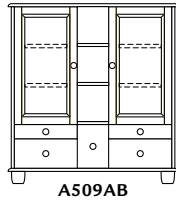
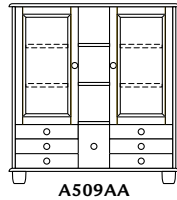
A506AM



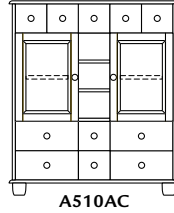
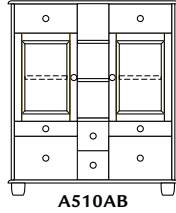
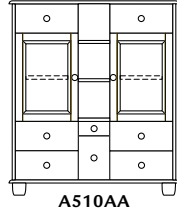
A508AK

BREITE 5 = 113 CM | KOMMODEN

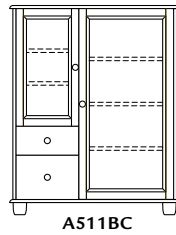
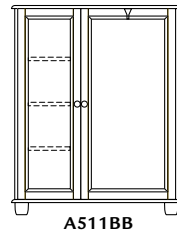
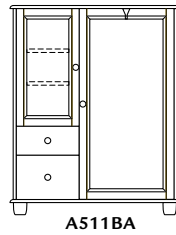
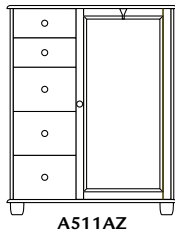
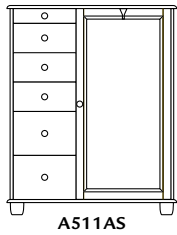
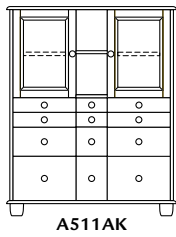
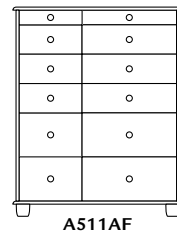
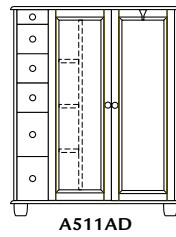
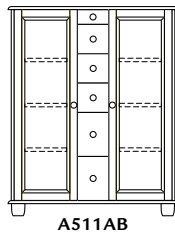
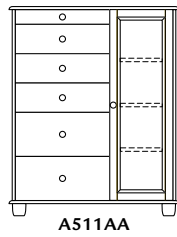
118,0 CM
HÖHE
HØJDE
HEIGHT



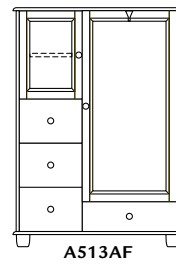
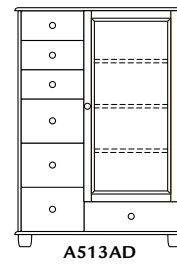
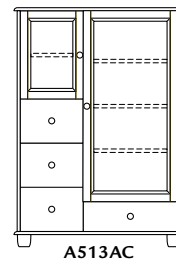
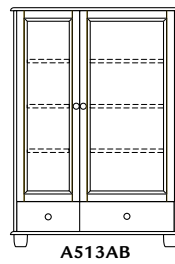
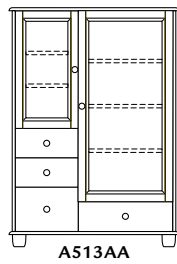
127,6 CM
HÖHE
HØJDE
HEIGHT



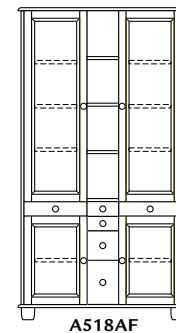
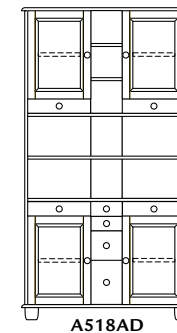
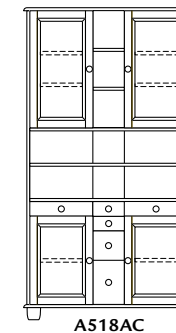
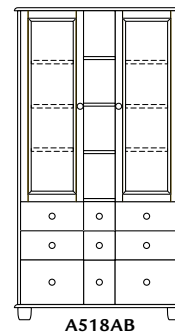
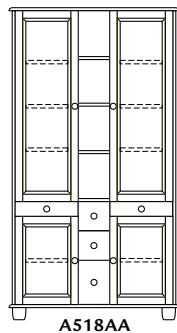
137,2 CM
HÖHE
HØJDE
HEIGHT

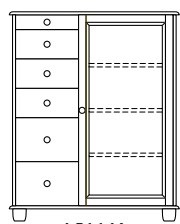


156,4 CM
HÖHE
HØJDE
HEIGHT

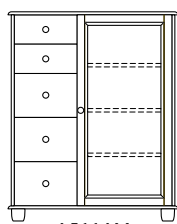


204,4 CM
HÖHE
HØJDE
HEIGHT

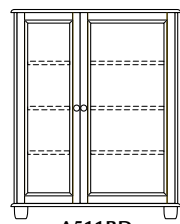




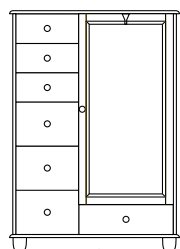
A511AL



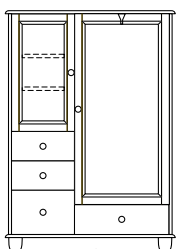
A511AM



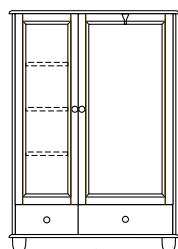
A511BD



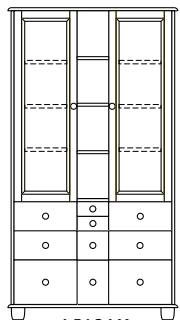
A513AK



A513AL

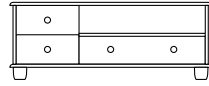


A513AM




A518AK

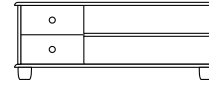
50,8 CM
HÖHE
HØJDE
HEIGHT




A602AA/C602AA



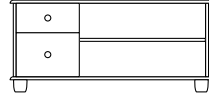
A602AB/C602AB



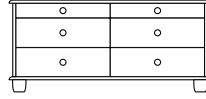
A602AC/C602AC



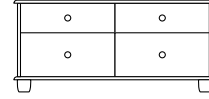
A602AD/C602AD



A603AD/C603AD

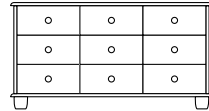


A603AF/C603AF

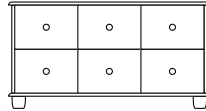


A603AK/C603AK

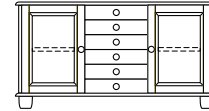
70,0 CM
HÖHE
HØJDE
HEIGHT



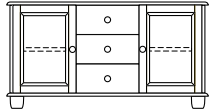
A604AK/C604AK



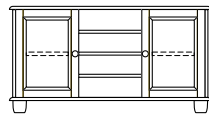
A604AL/C604AL



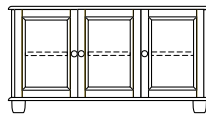
A604AS/C604AS



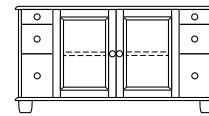
A604AZ/C604AZ



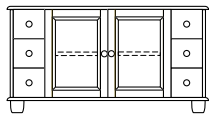
A604BK/C604BK



A604BL/C604BL

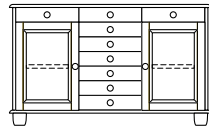


A604BM/C604BM

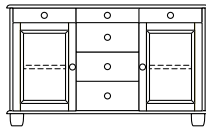


A604BS/C604BS

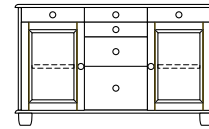
79,6 CM
HÖHE
HØJDE
HEIGHT



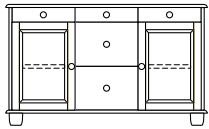
A605AA/C605AA



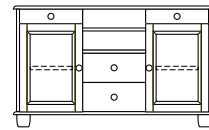
A605AB/C605AB



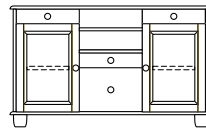
A605AC/C605AC



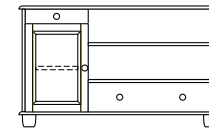
A605AD/C605AD



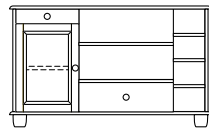
A605AZ/C605AZ



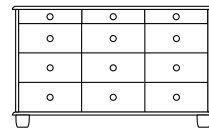
A605BA/C605BA



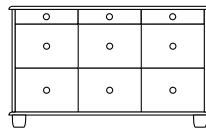
A605BB/C605BB



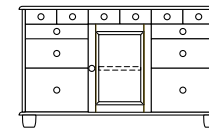
A605BC/C605BC



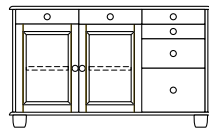
A605BK/C605BK



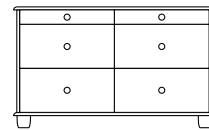
A605BL/C605BL



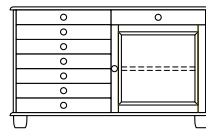
A605BM/C605BM



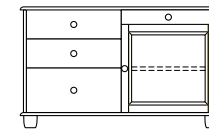
A605BS/C605BS



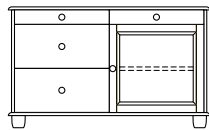
A605CF/C605CF



A605CK/C605CK

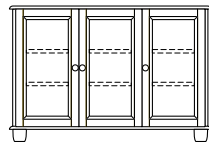


A605CM/C605CM

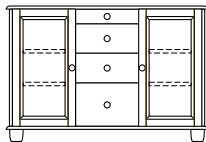


A605CS/C605CS

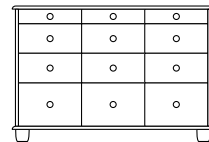
89,2 CM
HÖHE
HØJDE
HEIGHT



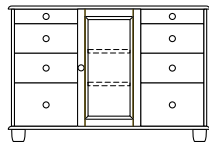
A606AA/C606AA



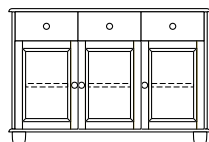
A606AB/C606AB



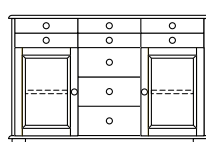
A606AC/C606AC



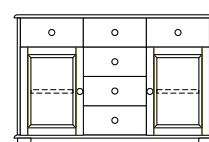
A606AD/C606AD



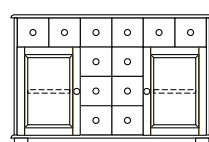
A606AZ/C606AZ



A606BA/C606BA

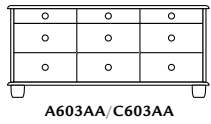


A606BB/C606BB

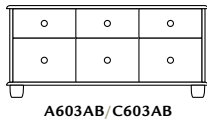


A606BC/C606BC

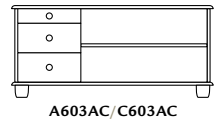
60,4 CM
HÖHE
HØJDE
HEIGHT



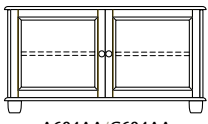
A603AA/C603AA



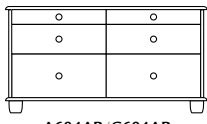
A603AB/C603AB



A603AC/C603AC



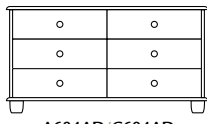
A604AA/C604AA



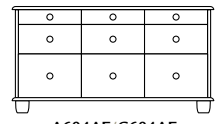
A604AB/C604AB



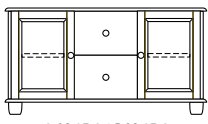
A604AC/C604AC



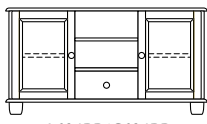
A604AD/C604AD



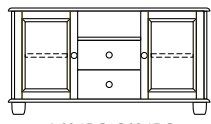
A604AF/C604AF



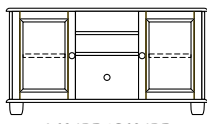
A604BA/C604BA



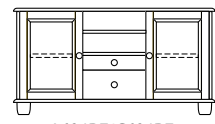
A604BB/C604BB



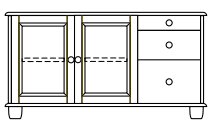
A604BC/C604BC



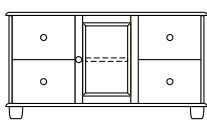
A604BD/C604BD



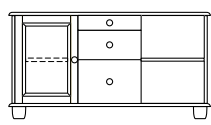
A604BF/C604BF



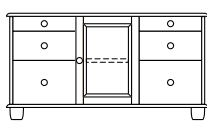
A604BZ/C604BZ



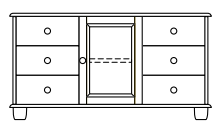
A604CA/C604CA



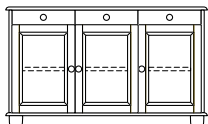
A604CB/C604CB



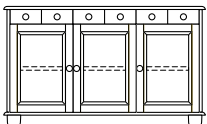
A604CC/C604CC



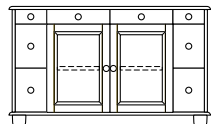
A604CD/C604CD



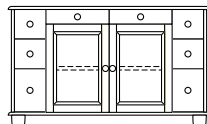
A605AF/C605AF



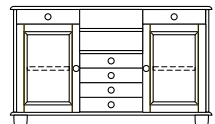
A605AK/C605AK



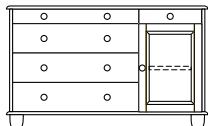
A605AL/C605AL



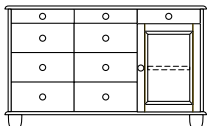
A605AM/C605AM



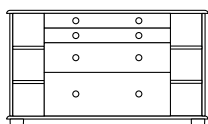
A605AS/C605AS



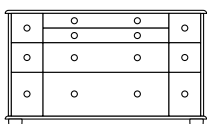
A605BD/C605BD



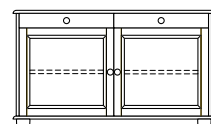
A605BF/C605BF



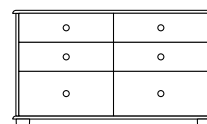
A605BZ/C605BZ



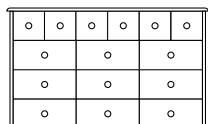
A605CA/C605CA



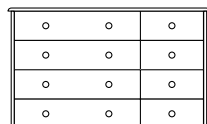
A605CB/C605CB



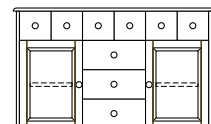
A605CD/C605CD



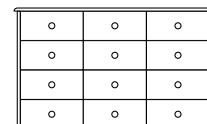
A606AF/C606AF



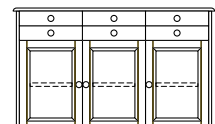
A606AK/C606AK



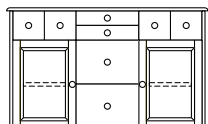
A606AL/C606AL



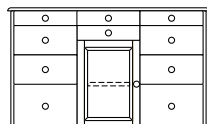
A606AM/C606AM



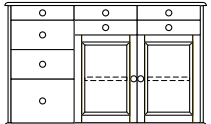
A606AS/C606AS



A606BD/C606BD

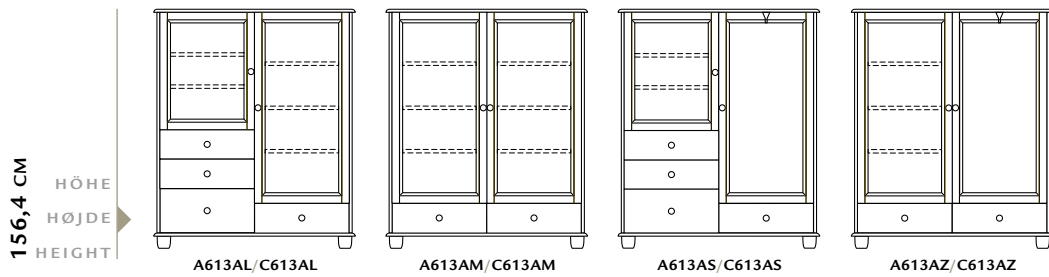
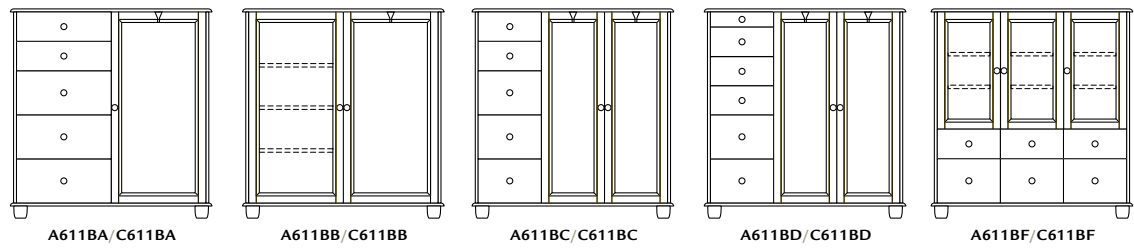
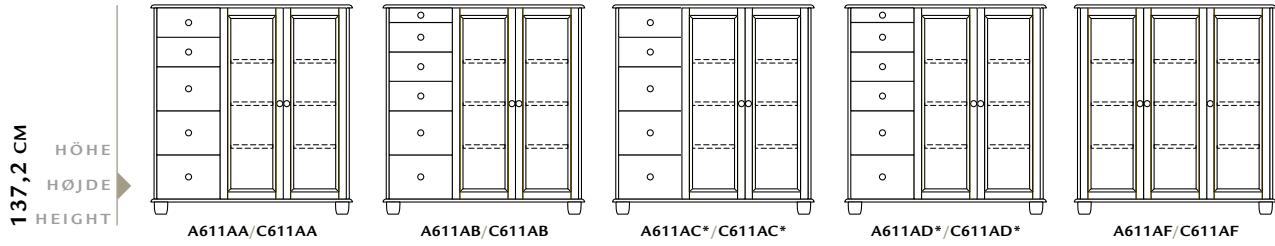
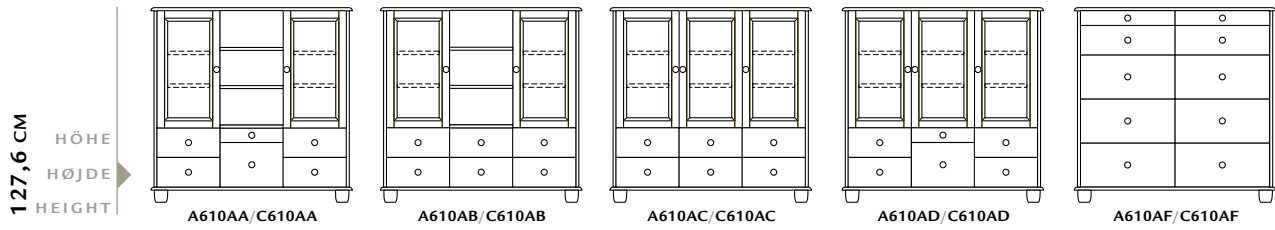


A606BF/C606BF



A606BK/C606BK

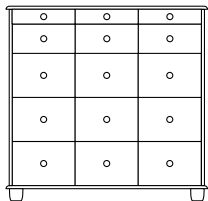
BREITE 6 = 134 CM | KOMMODEN - auch in Tiefe 50,3 cm erhältlich



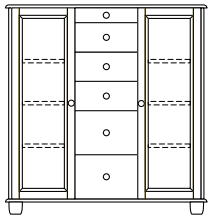
TIEFE
DYBDE
DEPTH

41,5 CM + 50,3 CM

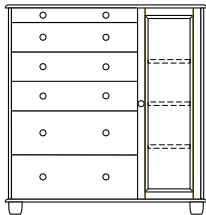
Bei Tiefe 50,3 cm der erste
Buchstabe A mit C umtauschen!
Z.B. A401AA = 41,5 cm / C401AA = 50,3 cm



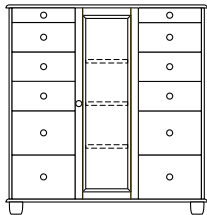
A610AK / C610AK



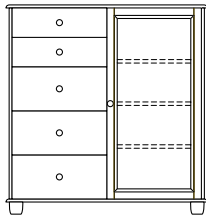
A611AK / C611AK



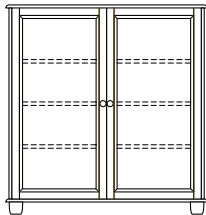
A611AL / C611AL



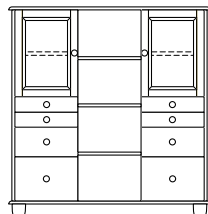
A611AM / C611AM



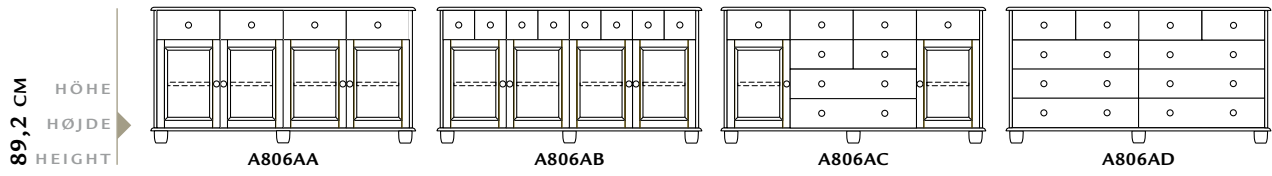
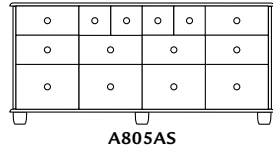
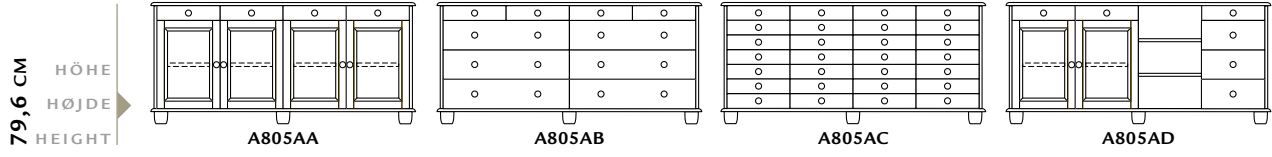
A611AS / C611AS

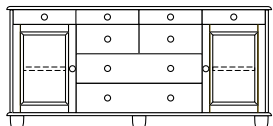


A611AZ / C611AZ

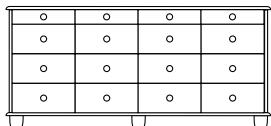


A611BK / C611BK

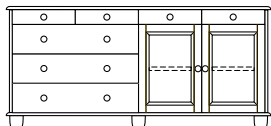




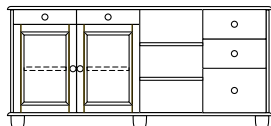
A805AF



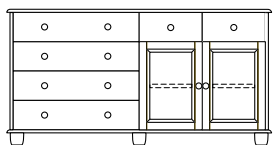
A805AK



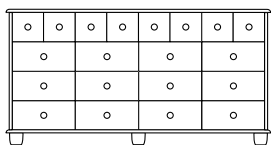
A805AL



A805AM



A806AF



A806AK

BREITE 8 = 176 CM | KOMMODEN / HÄNGESCHRÄNKE / KÖRBE Seite 30

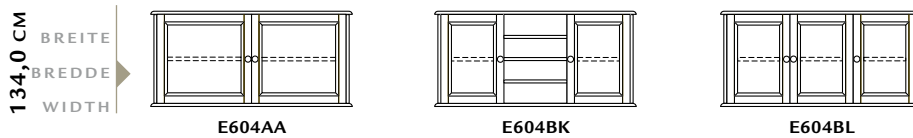
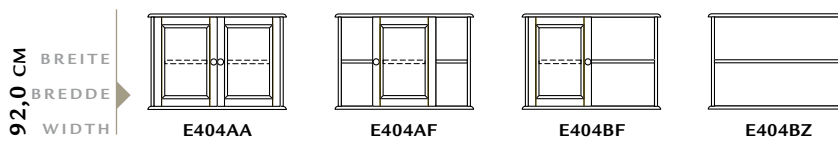
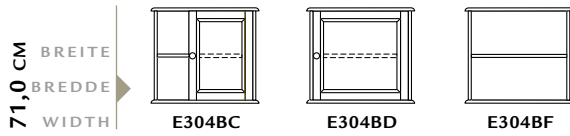
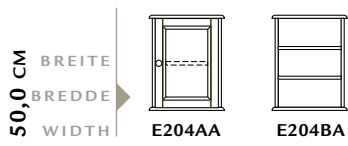
HÄNGESCHRÄNKE mit Hängevorrichtung

HÖHE
HØJDE
HEIGHT

62 CM

TIEFE
DYBDE
DEPTH

30 CM



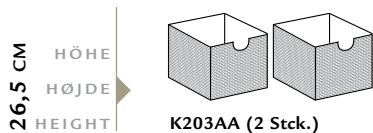
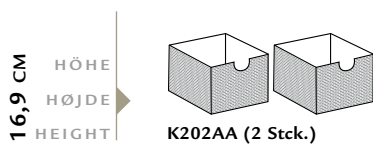
KÖRBE Material: Wasserhyazinthe

BREITE
BREDDE
WIDTH

39 CM

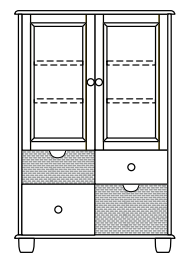
TIEFE
DYBDE
DEPTH

35 CM



ACHTUNG

Bei den Kommoden können 2 Größen der Schubladen mit Körben ohne Aufpreis ersetzt werden. Siehe Skizze.



A411BK/C411BK

SEKRETÄRE

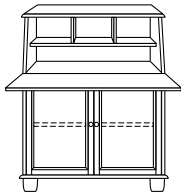
HÖHE
HØJDE
HEIGHT

108,4 CM

TIEFE
DYBDE
DEPTH

41,5 CM

92,0 CM
BREITE
BREDDE
WIDTH



S408AA



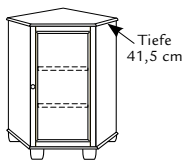
S408AB

ECKUNTERSCHRÄNKE

HÖHE
HØJDE
HEIGHT

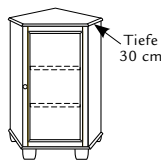
89,2 CM

72/72 CM
BREITE
BREDDE
WIDTH



T406AA

62/62 CM
BREITE
BREDDE
WIDTH



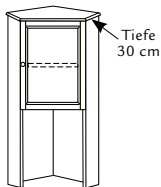
T406AB

ECKOBERSCHRANK

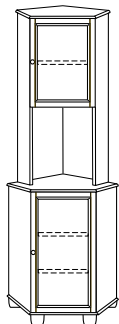
HÖHE
HØJDE
HEIGHT

105,6 CM

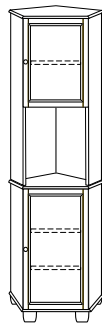
62/62 CM
BREITE
BREDDE
WIDTH



T406BA



T406BA/
T406AA



T406BA/
T406AB

INFORMATION ZUR KIEFER

Die Nordische Kiefer wird überwiegend nördlich vom Polarkreis geschlagen. Dort herrschen tiefe Temperaturen die das Wachstum des Baumes verlangsamen und somit für ein härteres Holz sorgen. Die Kiefer nimmt Laugen und Öle unterschiedlich auf. Abgerundete Kanten z.B. saugen die Lauge viel kräftiger als glatte Oberflächen, weil sie offener sind. Weiss lackierte Oberflächen können sich mit der Zeit farblich ändern und die Äste werden sichtbar. Holz als Naturprodukt „lebt“. Im Laufe der Zeit können Farbveränderungen und Rissbildung entstehen, verstärkt durch Licht- und Sonneneinstrahlung oder starke Lichtquellen. Ein möglichst konstantes Raumklima ist für Massivholz das wichtigste. Dabei ist eine Raumtemperatur von 19 – 21° und eine Luftfeuchtigkeit von 45 bis 55% zu beachten.

ERSATZTEILE - PREISE UND MASSE

EINLEGEBÖDEN

Bei dem Ultima-Programm gibt es 4 Breiten und 2 Tiefen von Einlegeböden

Bezeichnung des Einlegebodens	Masse (cm) BxT		Masse (cm) BxT	
B1	18,9 x 35,5		18,9 x 44,3	
B2	39,9 x 35,5		39,9 x 44,3	
B3	60,9 x 35,5		60,9 x 44,3	
B4	81,9 x 35,5		81,9 x 44,3	

TÜREN

Bei dem Ultima-Programm gibt es 2 Breiten und 3 Höhen von Türen

Bezeichnung der Tür Breite=B, Höhe=H	Masse (cm) BxH	
B2, H1	41,6 x 57,3	
B2, H2	41,6 x 76,5	
B2, H3	41,6 x 124,5	
B3, H1	62,6 x 57,3	
B3, H2	62,6 x 76,5	
B3, H3	62,6 x 124,5	

SCHUBLADEN

Bei dem Ultima-Programm gibt es 4 Breiten und 3 Höhen von Schubladen

Bezeichnung der Schublade	Masse (cm) BxHxT	
B1, H1	20,6 x 9,3 x 36,0	
B1, H2	20,6 x 18,9 x 36,0	
B1, H3	20,6 x 28,5 x 36,0	
B2, H1	41,6 x 9,3 x 36,0	
B2, H2	41,6 x 18,9 x 36,0	
B2, H3	41,6 x 28,5 x 36,0	
B3, H1	62,6 x 9,3 x 36,0	
B3, H2	62,6 x 18,9 x 36,0	
B3, H3	62,6 x 28,5 x 36,0	
B4, H1	83,6 x 9,3 x 36,0	
B4, H2	83,6 x 18,9 x 36,0	
B4, H3	83,6 x 28,5 x 36,0	

MATERIAL

Holz:	Schwedisches Kiefernholz
Holzstärke:	20 mm (Seiten 30 mm)
Teleskopschienen:	GS-Prüfung nach DIN 68 858
Leim:	Umweltfreundlich nach DIN Norm
Pflegeöl:	Umweltfreundlich nach DIN Norm
Lackierung:	UV-Lack auf Wasserbasis. Umweltfreundlich nach DIN-Norm

OBERFLÄCHENBEHANDLUNG:

Nr. 16	Weiss/lackiert
Nr. 17	Kirsche/lackiert
Nr. 18	Natur/lackiert
Nr. 19	Gelaugt/geölt
Nr. 20	Gelaugt/lackiert
Nr. 21	Natur/geölt
Nr. 22	Bernstein/geölt
Nr. 23	Bernstein/lackiert
Nr. 24	Unbehandelt
Nr. 25	Cuba/lackiert
Nr. 26	Provence

TRANSPARENTE FARBEN:

Nr. 10	Grau
Nr. 11	Grün
Nr. 12	Blau
Nr. 13	Rotbraun
Nr. 14	Schwarz
Nr. 15	Gelb

FARBIGE GLASFRONTEN:

Nr. 30	Grau
Nr. 31	Grün
Nr. 32	Blau
Nr. 33	Rotbraun
Nr. 34	Schwarz
Nr. 35	Gelb

Bitte beachten Sie, dass es einen Farbunterschied zwischen farbigem Glas und farbigem Holz gibt.

MODELLVARIANTEN:

K = Kugelfüße	S = Sockel	F = Shakerfüße	N = Nostalgiesockel*
B = Metallbeine	R = Rollen	U = Butlersockel*	
T = Holztür	G = Glastür(Füllungstür)	M = Spiegeltür	V = Glastür
D = Serie 1(Ultima Standard)		L = Serie 2(Ultima Landhaus)	

*ACHTUNG!

Der Nostalgiesockel und der Butlersockel sind bei Kommoden in Breite 29 cm nicht montierbar!

Standard: Holztüren, Holzböden, Kugelfüße und Serie 1

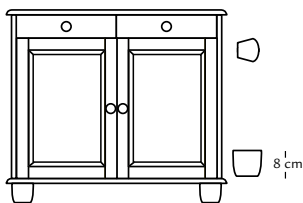
Alternativ: Es ist jedoch auch möglich, ULTIMA mit Glastüren, Füllungstüren in Glas, Glasböden, Spiegeltüren, Sockel, Shakerfüße, Nostalgiesockel, Metallbeine, Rollen, Butlersockel oder Serie 2 (Landhaus) zu bekommen.

ACHTUNG!

Wenn Sie andere Varianten als Standard wünschen, muss dies ausdrücklich aus Ihrer Bestellung hervorgehen – SONST liefern wir immer mit Holztüren, Holzböden, Kugelfüßen und Serie 1.

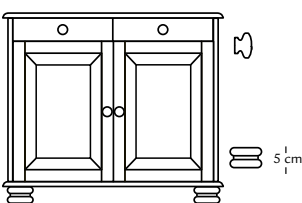
Wenn Füllungstüren in Glas(G), Glastüren(V) oder Spiegeltüren(M) angegeben werden, werden alle Türen mit Glas/Spiegel geliefert. Sie können aber auch Holz- und Glas/Spiegeltüren bei einem Modell kombinieren, dies muss aber ausdrücklich aus Ihrer Bestellung hervorgehen.

Serie 1/Ultima Standard



Serie 2/Landhaus

Türen, Griffe und Kugelfüße von dem Soft-Line Programm



Achtung!

Der Höhenunterschied beträgt 3 cm zwischen Standard Kugelfüßen und Landhaus Kugelfüßen. Die Ultima Landhaus Serie ist 3 cm niedriger als die Standard Serie!

UMWELT-VERTRÄGLICHKEIT

Wir beglückwünschen Sie zu Ihrem neuen Kiefernholzmöbelstück. Es wurde aus Holz hergestellt, das aus umweltverträglicher Forstwirtschaft in Skandinavien stammt.

Wir möchten hier gern erzählen, was wir gemacht haben, und was Sie tun können, damit das Möbelstück die Umwelt so wenig wie möglich belastet.

Die Umweltpolitik

Es gehört zu unserer Umweltpolitik, die Umwelt immer zu berücksichtigen, so daß die Belastungen sowohl für die Umwelt als auch bei der Herstellung so gering wie möglich ausfallen, indem wir uns fortlaufend um Verbesserungen bemühen. Unser Umweltbewußtsein drückt sich dadurch aus, daß wir Materialien auswählen und Arbeitsvorgänge so gestalten, daß das zum Nutzen unserer Kunden, unserer Mitarbeiter und der Umwelt ist.

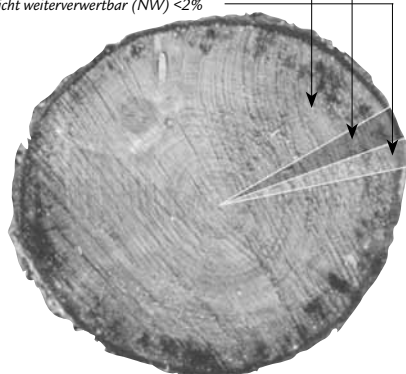
Woraus bestehen die Möbel?

Das Standardsortiment an Kiefernholzmöbeln ist groß, doch werden alle Modelle praktisch aus den gleichen Materialien hergestellt. Im Durchschnitt sieht der Materialeinsatz für ein Möbelstück wie nachfolgend aufgeführt aus:

Teil:	Gewicht in %	Datenblatt vorhanden	
Kiefernholz	88	ja	W
Pappverpackung	6	ja	W
Sperrholz	2	ja	W
Leim	1	ja	NW
Metall	1	ja	WW
Oberflächen- behandlung	<1	ja	NW
Kunststoff	<1	nein	WW
Glas	<1	ja	WW

Materialanteil:

Nach Entsorgung weiterverwertbar (W) 96%
Wiederverwendbar (WW) <3%
Nicht weiterverwertbar (NW) <2%



Ausarbeitet
im Sept. '97

Einhaltung von gesetzlichen Anforderungen

Formaldehyd ist aus den meisten Verarbeitungsgängen bei der Herstellung verbannt, und wo ein Einsatz unerlässlich ist, richten wir uns nach den weltweit strengsten Grenzwertfestsetzungen der deutschen E1-Norm.

Die Entsorgung der Transportverpackung wird durch Interseroh Reg. Nr. 10419 veranlasst.

Umwelt

Der Werk hält die geltenden dänischen Umweltgesetze ein und arbeitet laufend mit der staatlichen Gesundheitsvorsorge für Gewerbebetriebe und dem dänischen Arbeitsumweltdienst zusammen.

Energieeinsatz: Bis zu 38% der im Werk eingesetzten Energie stammt aus Windkraftanlagen, der Rest aus kohle- und erdgasgefeuerten E-Werken. Geheizt wird mit Fernwärme, Erdgas und unter Ausnutzung von Holzabfällen in Verbrennungsanlagen - eine Energiequelle, die kein CO₂ freisetzt.

Pflege der Möbel

Um die lange Lebensdauer der Möbel und geringstmögliche Umweltbelastung zu gewährleisten, geben wir folgende Empfehlungen:

Allgemeine Reinigung: Alle Möbel sollten nur mit einem Lappen, der nach Eintauchen in Seifenwasser oder klares Wasser ausgewrungen wurde, gewischt werden.

Pflege: Lackierte Möbel erfordern keine besondere Pflege. Mit Öl behandelte Möbel werden einmal jährlich mit Öl eingerieben - entsprechend der beigelegten Probe.

Ein guter Rat: Stellen Sie bitte keine Möbel in Naßräume oder an andere Orte, wo große Schwankungen bei Temperatur oder Luftfeuchte vorkommen. Das hat Einfluß auf die Lebensdauer und das Aussehen der Möbel.

Die Informationen wurden vom
Institut DTI Træteknik überprüft.

Kiefernholzmöbel

Farben

Für die farbigen Kiefernmöbel ist eine wasserbasierte Farbe verwendet. Gewisse Farbenunterschiede, abhängig von der Struktur des Holzes, z.B. bei Äste, kommen vor, indem Holz lebendiges Material ist.

Herstellungsbereich

Materialien/Hilfsmittel: Es wird ständig an der Auswahl von Materialien gearbeitet, die weder kurz- noch langfristig gesundheitsschädlich sind.

Schwere Hebevorgänge: Die Belastung der Mitarbeiter wird durch den Einsatz von Hubeinrichtungen, Rollenförderern und Lastaufzügen - soweit möglich - überall gering gehalten.

Entlüftung: Entsprechende Einrichtungen befinden sich direkt an der Entstehungsquelle, so daß Beeinträchtigungen durch Staub und Luftzug auf ein Mindestmaß begrenzt werden.

Psychische Befindlichkeit am

Arbeitsplatz: Einflußnahme von Mitarbeitern und Ausbildung gehören als wichtige Elemente zur Sicherung des Arbeitsklimas und damit der Produktqualität sowie zum Erhalt der Umwelt.

Umgang mit Abfällen und Restmaterialien

Holzspäne werden an die spanverarbeitenden Industrie weitergegeben oder zur Energierzeugung verwendet. Metalle, Kunststoffe, Papier usw. wird sortiert und der Wiederverwertung zugeführt. Chemikalienreste werden gesammelt und zu einer genehmigten Müllverbrennungsanlage transportiert.

Wenn das Möbelstück entsorgt werden muß...

Möbelstück: Sollte immer zerlegt werden, ehe es der Entsorgung zugeführt wird. Holz kann in genehmigten Müllverbrennungsanlagen (= neue Energie) verbrannt werden. Metall- und Kunststoffteile können wiederverwendet werden. Untersuchen Sie die konkreten Möglichkeiten vor Ort, da die Recycling-Technik ständig neuen Entwicklungen unterworfen ist.

SO BESTELLEN SIE

BEI EINER BESTELLUNG BENÖTIGEN WIR FOLGENDE INFORMATIONEN:

MODELL NR.

OBERFLÄCHENBEHANDLUNG

- Nr. 16 Weiss/lackiert (Preis + 10%)
- Nr. 17 Kirsche/lackiert (Preis + 10%)
- Nr. 18 Natur/lackiert
- Nr. 19 Gelaugt/geölt
- Nr. 20 Gelaugt/lackiert (Preis + 10%)
- Nr. 21 Natur/geölt
- Nr. 22 Bernstein/geölt
- Nr. 23 Bernstein/lackiert (Preis + 10%)
- Nr. 24 Unbehandelt
- Nr. 25 Cuba/lackiert (Preis + 10%)
- Nr. 26 Provence (Preis + 10%)

FUSSAUSFÜHRUNG

- Kugelfüsse (K)
- Sockel (S)
- Shakerfüsse (F)
- Nostalgiesockel (N)
- Metallbeine (B)
- Rollen (R)
- Butlersockel (U)

TÜRAUSFÜHRUNG

- Holztür (T)
- Füllungstür/Glas (G)
- Spiegeltür (M)
- Glastür (V)

SERIE

- Standard (D)
- Landhaus (L)

FARBIGE GLASFRONTEN

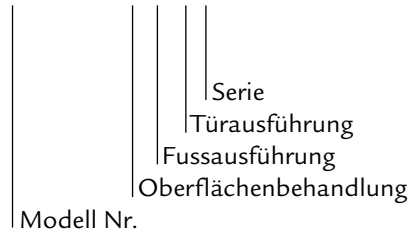
- | | |
|----------|--------------|
| Grau | Farbe Nr. 30 |
| Grün | Farbe Nr. 31 |
| Blau | Farbe Nr. 32 |
| Rotbraun | Farbe Nr. 33 |
| Schwarz | Farbe Nr. 34 |
| Gelb | Farbe Nr. 35 |

FARBEN

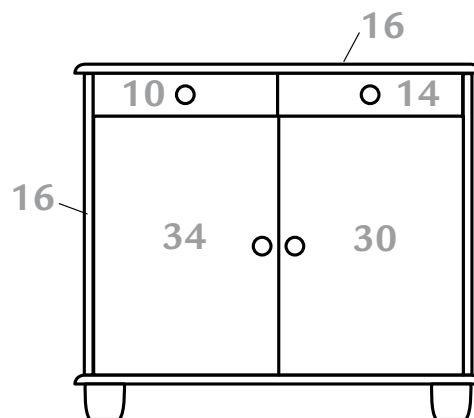
- | | |
|----------|----------------------------|
| Grau | Farbe Nr. 10 (Preis + 10%) |
| Grün | Farbe Nr. 11 (Preis + 10%) |
| Blau | Farbe Nr. 12 (Preis + 10%) |
| Rotbraun | Farbe Nr. 13 (Preis + 10%) |
| Schwarz | Farbe Nr. 14 (Preis + 10%) |
| Gelb | Farbe Nr. 15 (Preis + 10%) |

BEISPIEL:

A405AA-16-K-V-D



BEISPIEL EINER FARBBESTELLUNG:



Eventuelle Farbkombination (Um Missverständnisse zu vermeiden, bitte Skizze mitschicken)

ZUSCHLAG FÜR FARBIGE GLASFRONTEN:

BREITE 41,6 CM

- Klein (Höhe 57,3 cm)
- Mittel (Höhe 76,5 cm)
- Gross (Höhe 124,5 cm)

BREITE 62,6 CM

- Klein (Höhe 57,3 cm)
- Mittel (Höhe 76,5 cm)
- Gross (Höhe 124,5 cm)

ZUSCHLAG FÜR METALLBEINE UND ROLLEN:


- Metallbeine (4 Stck.)
- Rollen (4 Stck.)

ZUSCHLAG FÜR METALLGRIFFE:

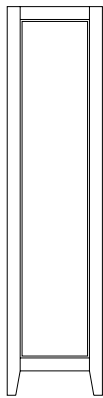
- M1, N1, O1, P1

BUTLER PROGRAMM

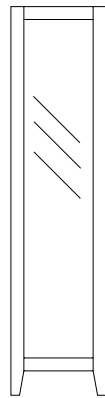
Folgende Oberflächenbehandlungen möglich: Natur/lackiert (18) · Gelaugt/geölt (19) · Natur/geölt (21) · Bernstein/geölt (22) · Unbehandelt (24).
Gegen 10% Aufpreis: Weiss/lackiert (16), Kirsche/lackiert (17), Gelaugt/lackiert (20), Bernstein/lackiert (23), Provence (26) und Cuba/lackiert (25).
Standardgriff: Holz D1.



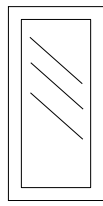
D218AA
Rippelement
BxTxH
50x6x204,4 cm



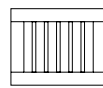
D218AB
Panel
BxTxH
50x6x204,4 cm



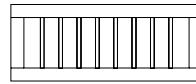
D218AC
Panel m. Spiegel
BxTxH
50x6x204,4 cm



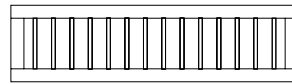
D207AA
Spiegel
BxTxH
50x6x102,2 cm



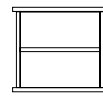
D280AA
Hutablage/Schuhrost*
BxTxH
50x40x3 cm



D281AA Hutablage*
BxTxH
100x40x3 cm



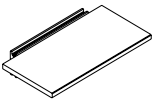
D282AA Hutablage*
BxTxH
150x40x3 cm



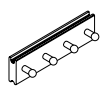
D283AA Telefonelement
BxTxH
50x29x43 cm

Obige Waren werden mit Leisten an der Wand montiert.
Dadurch wird die Gesamttiefe der Ware 6 cm.

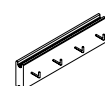
*ACHTUNG! Die Hutablagen D280AA, D281AA und D282AA sind nur zwischen 2 Butler-Paneelen/Rippelementen montierbar (Siehe Butler-Paket Nr. 3)



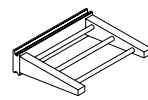
D284AA
Bodenelement
BxTxH
50x29x10 cm



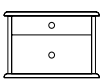
D285AA
Hakenelement
BxTxH
36x8x10 cm



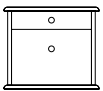
D285AB
Schlüsselement
BxTxH
36x5x10 cm



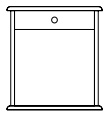
D287AA
Handtuchhalter
BxTxH
36x29x10 cm



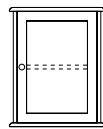
A201AD Kommode
BxTxH
50x41,5x33,2 cm



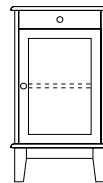
A202BF Kommode
BxTxH
50x41,5x42,8 cm



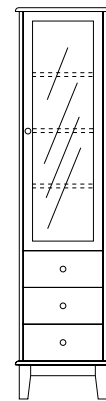
A203AZ Kommode
BxTxH
50x41,5x52,4 cm



A204AA Kommode
BxTxH
50x41,5x62 cm



A205AA Kommode
BxTxH
50x41,5x89,2 cm

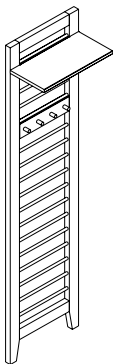


A217AK Kommode
BxTxH
50x41,5x204,4 cm

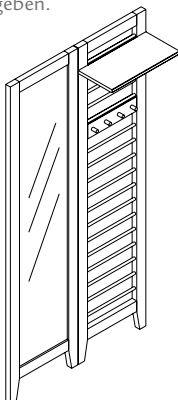
Beispiele einiger
Ultima Kommoden,
die sich mit BUTLER
kombinieren lassen.
Körbe und weitere
Kommoden - siehe
Ultima Übersicht.

Pakete:

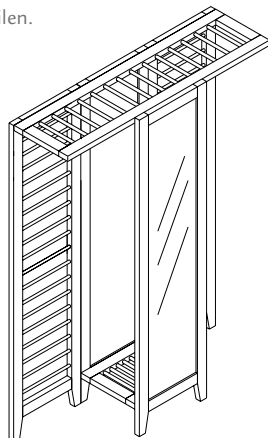
Tiefenangabe inklusive Montageleisten (3 cm).
Preisvorteil im Paket 5% gegenüber den Einzelteilen.
Pakete nur wie vorgegeben.



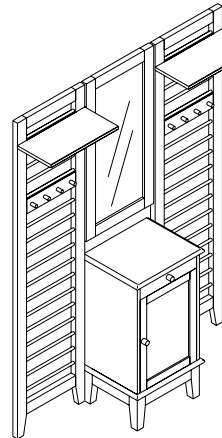
BUTLER 1
BxTxH
50x35x204,4 cm



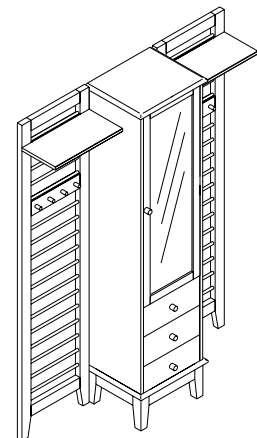
BUTLER 2
BxTxH
100x35x204,4 cm



BUTLER 3
BxTxH
150x49x204,4 cm



BUTLER 4
BxTxH
150x41,5x204,4 cm



BUTLER 5
BxTxH
150x41,5x204,4 cm

...EIN TRAUM VON KIEFERMÖBELN...



Butler



Garderobe



Küche



Garderobe

einfach überall...

BUTLER ist ein einfaches und flexibles Aufbewahrungssystem aus massiver Kiefer für die Garderobe, Küche, Wohn-, Bade-, Schlaf- oder Kinderzimmer. Basisstück ist ein Rippelement woran Kleidungsstücke und Bügel gehängt werden können. Böden- und Hakenelemente können ohne Werkzeug angebracht werden. BUTLER Elemente werden mit beigefügten Hängeleisten an der Wand befestigt. Durch variable Montage der Grundelemente, lässt sich das System ganz einfach in jede Raumsituation einpassen. Es gibt 5 Standardpakete. Diese lassen sich mit weiteren Elementen einfach ergänzen.





...mit Liebe zum Detail...



Wohnzimmer



Kinderzimmer



Schlafzimmer



...zu einer harmonischen Einheit.



IVERSEN INTERIØR

www.iverseninterior.com